

2024.10.26

**ECVA**  
Men's Championship

**BULLETIN**  
No. 5







FEDERATION  
INTERNATIONALE  
DE VOLLEYBALL



**0-1**

UNIFORM COLOURS  
Couleur de l'uniforme

CITY:   
Ville:

DATE:  TIME:   
Heure:

REGISTERED COLOURS / Couleurs enregistrées :  
(ONLY SHIRT COLOUR - seulement la couleur du maillot)

POOL/PHASE:   
Groupe/Phase:

	GRN	BER	ANT	EUX	IVB
1	Black	Pink	Red	Yellow	Green
2	Red	Blue	White	Green	Yellow
3					

MATCH SCHEDULE  
Calendrier des matches

DATE:	No. Match	Team Equipe	
		A	B
23/10/2024	1	GRN	BER
23/10/2024	3	ANT	EUX
24/10/2024	5	GRN	IVB
24/10/2024	7	BER	EUX
24/10/2024	9	ANT	IVB
25/10/2024	11	GRN	EUX
25/10/2024	13	ANT	BER
26/10/2024	16	IVB	EUX
26/10/2024	18	BER	IVB
26/10/2024	19	ANT	GRN
27/10/2024	21		
27/10/2024	22		
27/10/2024	23		
27/10/2024	24		

TEAMS CHOICE (1-2 OR 3)  
Choix des équipes (1-2 ou 3)

1st CHOICE 1er Choix		ECVA DECISION LIBERO	
A	B	A	B
Black	Pink		
Red	Yellow		
Black	Green		
Pink	Yellow		
Red	Green		
Black	Yellow		
Red	Pink		
Yellow	Yellow		
Pink	Green		
Red	Black		

ECVA DECISION  
Décision de la ECVA

A	B
Black	Pink
Red	Yellow
Red	Green
Blue	Green
White	Yellow
Black	Yellow
Red	Pink
Blue	Green
Grey	Blue
White	Red



FEDERATION  
INTERNATIONALE  
DE VOLLEYBALL



**0-1**

UNIFORM COLOURS  
Couleur de l'uniforme

CITY:   
Ville:

DATE:  TIME:   
Heure:

REGISTERED COLOURS / Couleurs enregistrées :  
(ONLY SHIRT COLOUR - seulement la couleur du maillot)

POOL/PHASE:   
Groupe/Phase:

	DMA	AGU	LCA	SXM	SAB
1	Green	White	White	Red	Blue
2	Grey	Blue	Blue	Blue	White
3					

MATCH SCHEDULE  
Calendrier des matches

TEAMS CHOICE (1-2 OR 3)  
Choix des équipes (1-2 ou 3)

ECVA DECISION  
Décision de la ECVA

DATE:	No. Match	Team Equipe		1st CHOICE 1er Choix		ECVA DECISION LIBERO		ECVA DECISION Décision de la ECVA	
		A	B	A	B	A	B	A	B
23/10/2024	2	DMA	AGU	Green	White			Green	White
24/10/2024	4	LCA	SAB	White	Blue			White	Blue
24/10/2024	6	SXM	DMA	Red	Green			Red	Grey
24/10/2024	8	LCA	AGU	White	White			Blue	White
25/10/2024	10	AGU	SAB	Green	Blue			Blue	White
25/10/2024	12	SXM	SAB	Blue	Blue			Blue	White
25/10/2024	14	LCA	DMA	White	Green			White	Green
26/10/2024	15	SXM	AGU	Red	White			Red	White
26/10/2024	17	DMA	SAB	Green	Blue			Grey	Blue
26/10/2024	20	LCA	SXM	White	Blue			Blue	Red
27/10/2024	21								
27/10/2024	22								
27/10/2024	23								
27/10/2024	24								

## MATCHES RESULTS

### Pool A

No	Date	Teams	Set	Result per set (points)					Total Points	Duration	Spectators
				1	2	3	4	5			
1	23-Oct-2024	GRN - BER	3-1	19-25	25-22	25-20	26-24		95-91	2:04	50
3	23-Oct-2024	ANT - EUX	3-0	25-13	25-11	25-19			75-43	1:10	100
5	24-Oct-2024	GRN - IVB	3-1	14-25	25-12	25-9	25-21		89-67	1:30	50
7	24-Oct-2024	BER - EUX	3-0	25-11	25-18	25-14			75-43	0:59	50
9	24-Oct-2024	ANT - IVB	3-0	25-12	25-19	25-19			75-50	1:06	150
11	25-Oct-2024	GRN - EUX	3-0	26-24	25-19	25-17			76-60	1:17	50
13	25-Oct-2024	ANT - BER	3-2	24-26	27-29	25-19	25-14	15-9	116-97	2:14	150
16	26-Oct-2024	IVB - EUX	0-3	23-25	18-25	22-25			63-75	1:14	45
18	26-Oct-2024	BER - IVB	3-0	26-24	25-12	25-13			76-49	1:04	100
19	26-Oct-2024	ANT - GRN	3-1	25-13	20-25	25-18	25-22		95-78	1:39	150

### Pool B

No	Date	Teams	Set	Result per set (points)					Total Points	Duration	Spectators
				1	2	3	4	5			
2	23-Oct-2024	DMA - AGU	3-1	19-25	25-13	25-11	25-21		94-70	1:34	50
4	24-Oct-2024	LCA - SAB	3-0	25-10	25-9	25-10			75-29	1:01	50
6	24-Oct-2024	SXM - DMA	1-3	21-25	25-27	25-19	18-25		89-96	2:11	50
8	24-Oct-2024	LCA - AGU	3-0	25-16	25-19	25-21			75-56	1:24	70
10	25-Oct-2024	AGU - SAB	3-0	25-15	25-9	25-17			75-41	0:55	50
12	25-Oct-2024	SXM - SAB	3-0	25-10	25-14	25-7			75-31	0:59	50
14	25-Oct-2024	LCA - DMA	1-3	22-25	17-25	25-23	20-25		84-98	1:53	150
15	26-Oct-2024	SXM - AGU	3-0	25-22	25-21	25-18			75-61	1:27	40
17	26-Oct-2024	DMA - SAB	3-0	25-7	25-5	25-7			75-19	0:45	50
20	26-Oct-2024	LCA - SXM	3-0	25-20	25-18	25-23			75-61	1:21	160

## TEAM RANKING

### Pool A

Rk	Code	Team	Matches			Pts	Results details						Sets			Points		
			W	L	T		3-0	3-1	3-2	2-3	1-3	0-3	W	L	Ratio	W	L	Ratio
1	ANT	Antigua and Barbuda	4	0	4	17	2	1	1	0	0	0	12	3	4.000	361	268	1.347
2	GRN	Grenada	3	1	4	14	1	2	0	0	1	0	10	5	2.000	338	313	1.079
3	BER	Bermuda	2	2	4	13	2	0	0	1	1	0	9	6	1.500	339	303	1.118
4	EUX	Saint-Eustache	1	3	4	5	1	0	0	0	0	3	3	9	0.333	221	289	0.764
5	IVB	Virgin Islands, British	0	4	4	1	0	0	0	0	1	3	1	12	0.083	229	315	0.726

### Pool B

Rk	Code	Team	Matches			Pts	Results details						Sets			Points		
			W	L	T		3-0	3-1	3-2	2-3	1-3	0-3	W	L	Ratio	W	L	Ratio
1	DMA	Dominica	4	0	4	17	1	3	0	0	0	0	12	3	4.000	363	262	1.385
2	LCA	Saint Lucia	3	1	4	16	3	0	0	0	1	0	10	3	3.333	309	244	1.266
3	SXM	Sint-Maarten	2	2	4	11	2	0	0	0	1	1	7	6	1.166	300	263	1.140
4	AGU	Anguilla	1	3	4	6	1	0	0	0	1	2	4	9	0.444	262	285	0.919
5	SAB	Saba	0	4	4	0	0	0	0	0	0	4	0	12	0.000	120	300	0.400



**P-2** Match result  
Pool B

**Match:** 15    **Date:** 26/10/2024    **Spectators:** 40  
**City:** Saint John's  
**Hall:** YMCA Complex  
**Match duration:** **Start:** 09:06    **End:** 10:32    **Total:** 1:26

Teams	Sets	1	2	3	4	5	Total
<b>SXM</b>	<b>3</b>	25	25	25			<b>75</b>
<b>AGU</b>	<b>0</b>	22	21	18			<b>61</b>
<b>Duration:</b>		0:26	0:22	0:24			1:12

**Referees:** 1st: Vanessa Burke (ANT) 2nd: Keson Edmund (LCA)

SXM - Sint-Maarten														
No	Name	Pos.	Line-up					Points by set					T.	
			1	2	3	4	5	1	2	3	4	5		
1	TY	S				4							2	2
2	Valies	OP	4	5	4		6	7	2				15	
4	Augustine	OH	1	2	1		4	4					8	
5	MARCIN (L)	L	L	L	L									
6	QUENTIN	OP												
7	Rajheem	OH	5	6	5		2	3	4				9	
8	Jeffers (C)	S	2	3	2		1	1	3				5	
10	Gumbs	MB	6	1	6		2	2	6				10	
11	GEORFFRY Ecko (L)	MB L	3	4	3		2	1					3	

**Coach:** CLAYTON HOLIDAY  
**Assistant:** JACOBS RAYMOND

AGU - Anguilla														
No	Name	Pos.	Line-up					Points by set					T.	
			1	2	3	4	5	1	2	3	4	5		
1	Richardson	S	2	1	2		2	2					4	
2	Sasso	MB	1	6	1			4					4	
5	Fredericks	MB	4	3	4		2	3					5	
6	Frank (C)	OH	3	2	3		4	3	1				8	
7	Richardson	MB			2									
8	Jones (L)	L	L	L	L									
9	Vanterpool	OP	5	4	5		5	3	2				10	
10	Reid	OH	6	5	6		1	2	3				6	
11	Samuel	OH												
14	Smith	OP			1									

**Coach:** Justus Connor  
**Assistant:**

## TEAMS AND PLAYERS PERFORMANCES

Won Points	Total Atts	No Name
<b>37</b>	<b>97</b>	<b>Total Team</b>
11	22	2 Valies
10	16	10 Gumbs
5	22	7 Rajheem
<b>5</b>	<b>24</b>	<b>Total Team</b>
2	2	7 Rajheem
1	1	1 TY
1	1	4 Augustine
<b>10</b>	<b>74</b>	<b>Total Team</b>
4	22	2 Valies
3	11	4 Augustine
2	17	7 Rajheem
<b>23</b>		<b>Total Team</b>
<b>75</b>	<b>195</b>	<b>Total Team</b>
15	47	2 Valies
10	28	10 Gumbs
9	41	7 Rajheem


Scoring Skills
<b>Attack</b>
<b>Block</b>
<b>Serve</b>
<b>Opp. error</b>
<b>Total</b>
<b>Best scorers</b>

Won Points	Total Atts	No Name
<b>28</b>	<b>92</b>	<b>Total Team</b>
7	18	6 Frank
7	23	9 Vanterpool
6	27	10 Reid
<b>5</b>	<b>21</b>	<b>Total Team</b>
3	6	9 Vanterpool
1	3	1 Richardson
1	2	6 Frank
<b>4</b>	<b>62</b>	<b>Total Team</b>
2	16	1 Richardson
2	13	5 Fredericks
0	7	2 Sasso
<b>24</b>		<b>Total Team</b>
<b>61</b>	<b>175</b>	<b>Total Team</b>
10	40	9 Vanterpool
8	28	6 Frank
6	36	10 Reid

■ Starting line-up with position    Atts = Attempts    (C) = Captain    MB = Middle blocker    S = Setter  
 □ Substitute with shirt number    Opp. = Opponent    (L) / L = Libero    OP = Opposite    OH = Outside Hitter



# ECVA Senior Men's Volleyball Championship 2024



P-2 Match result

Pool A

**Match:** 16    **Date:** 26/10/2024    **Spectators:** 45  
**City:** Saint John's  
**Hall:** YMCA Complex  
**Match duration:** **Start:** 11:10    **End:** 12:24    **Total:** 1:14

Teams	Sets	1	2	3	4	5	Total
IVB	0	23	18	22			63
EUX	3	25	25	25			75
<b>Duration:</b>		0:25	0:21	0:22			1:08

**Referees:** 1st: Chesley Augustine (SXM) 2nd: David Toussaint (DMA)

IVB - Virgin Islands, British													
No	Name	Pos.	Line-up					Points by set					T.
			1	2	3	4	5	1	2	3	4	5	
1	Panchoo	OH	4	6	1			2	2				4
2	Singh	S		4	11								
3	Malcolm	MB	6	2	3		3	2	3				8
5	Javin	OH	1	1	4				6				6
7	Marquis (C)	OH	10	5				2					2
9	GEORGE (L)	L	L	L	L								
10	D'Andre	MB	3				1						1
11	Davis	S	5		5		1		1				2
12	Joseph	OP	2		2		1						1
13	Jose	MB		3	6			2	2				4

**Coach:** stephen payne  
**Assistant:** WEEKES JACQUELINE

EUX - Saint-Eustache														
No	Name	Pos.	Line-up					Points by set					T.	
			1	2	3	4	5	1	2	3	4	5		
1	Patrick (C)	OH	5	4	5			2	2	4				8
2	Rivers	OP	4	3	4			4	1					5
3	Emilio	OH	2	1	2			4	5	6				15
4	Beete	OH	3	2	3			7	1	1				9
5	Prudencia	S	1	6	1				2	3				5
6	Wendell	OH	7	7										
7	Connell	MB	6	5	6			1	3	1				5
8	Robins	MB												
9	Leito	OP												

**Coach:** Patricio bridgewater  
**Assistant:** Hook Esmond

## TEAMS AND PLAYERS PERFORMANCES

Won Points	Total Atts	No Name
<b>19</b>	<b>71</b>	<b>Total Team</b>
6	13	5 Javin
5	9	3 Malcolm
3	16	1 Panchoo
<b>5</b>	<b>15</b>	<b>Total Team</b>
2	5	3 Malcolm
1	2	10 D'Andre
1	3	12 Joseph
<b>4</b>	<b>65</b>	<b>Total Team</b>
2	7	11 Davis
1	14	1 Panchoo
1	12	3 Malcolm
<b>35</b>		<b>Total Team</b>
<b>63</b>	<b>151</b>	<b>Total Team</b>

8	26	3 Malcolm
6	26	5 Javin
4	31	1 Panchoo

Scoring Skills
<b>Attack</b>
<b>Block</b>
<b>Serve</b>
<b>Opp. error</b>
<b>Total</b>
<b>Best scorers</b>

Won Points	Total Atts	No Name
<b>34</b>	<b>76</b>	<b>Total Team</b>
13	29	3 Emilio
8	20	1 Patrick
6	9	4 Beete
<b>5</b>	<b>19</b>	<b>Total Team</b>
2	5	5 Prudencia
2	7	7 Connell
1	3	4 Beete
<b>8</b>	<b>73</b>	<b>Total Team</b>
2	17	3 Emilio
2	18	4 Beete
2	10	5 Prudencia
<b>28</b>		<b>Total Team</b>
<b>75</b>	<b>168</b>	<b>Total Team</b>

15	48	3 Emilio
9	30	4 Beete
8	30	1 Patrick

■ Starting line-up with position    Atts = Attempts    (C) = Captain    MB = Middle blocker    S = Setter  
□ Substitute with shirt number    Opp. = Opponent    (L) / L = Libero    OP = Opposite    OH = Outside Hitter





# ECVA Senior Men's Volleyball Championship 2024



**P-2** Match result  
Pool B

**Match:** 17    **Date:** 26/10/2024    **Spectators:** 50  
**City:** Saint John's  
**Hall:** YMCA Complex  
**Match duration:** **Start:** 13:00    **End:** 13:45    **Total:** 0:45

Teams	Sets	1	2	3	4	5	Total
<b>DMA</b>	<b>3</b>	25	25	25			75
<b>SAB</b>	<b>0</b>	7	5	7			19
<b>Duration:</b>		0:12	0:14	0:13			0:39

**Referees:** 1st: Solomon Jeremiah (GRN) 2nd: Rawle, Emroy Lee (ANT)

DMA - Dominica														
No	Name	Pos.	Line-up					Points by set					T.	
			1	2	3	4	5	1	2	3	4	5		
2	Florent (C)	OP												
4	Mingo (L)	L	L	L	L									
5	George	OP	1	3	1									
6	Robinson	S	9											
7	Sidney	S	3	5	3									
8	Peltier	MB												
9	Ethan	MB	5	1	5									
10	Larian	OH	4	6	4									
15	Frederick	MB	2	4	2									
16	Vidal	OH	6	2	6									

**Coach:** Brian Gavlas  
**Assistant:** James Ithoma

SAB - Saba														
No	Name	Pos.	Line-up					Points by set					T.	
			1	2	3	4	5	1	2	3	4	5		
1	Rashijden	OP			3	6								
2	Devon	MB	4	5	5									
3	Devorn	MB	2	2										
4	Kamran	MB	5			2								
5	Jalen (C)	S	1	1	1									
6	Shurendy	OH												
7	Suedaiyer	OH	4	4	4									
8	Tyreke	MB	3	6	10									
9	Angero	OH	6	2	7									
10	Etsel	OP				3								

**Coach:** Kemaul Lee  
**Assistant:** Risley Lauren

## TEAMS AND PLAYERS PERFORMANCES

Won Points	Total Atts	No Name
<b>26</b>	<b>41</b>	<b>Total Team</b>
9	11	10 Larian
7	12	16 Vidal
5	9	9 Ethan
<b>5</b>	<b>9</b>	<b>Total Team</b>
2	3	7 Sidney
2	3	9 Ethan
1	3	15 Frederick
<b>17</b>	<b>74</b>	<b>Total Team</b>
5	18	5 George
5	26	15 Frederick
3	13	7 Sidney
<b>27</b>		<b>Total Team</b>
<b>75</b>	<b>124</b>	<b>Total Team</b>

Scoring Skills
<b>Attack</b>
<b>Block</b>
<b>Serve</b>
<b>Opp. error</b>
<b>Total</b>
<b>Best scorers</b>

Won Points	Total Atts	No Name
<b>4</b>	<b>49</b>	<b>Total Team</b>
1	2	1 Rashijden
1	6	2 Devon
1	15	7 Suedaiyer
<b>2</b>	<b>13</b>	<b>Total Team</b>
1	1	3 Devorn
1	4	9 Angero
0	0	1 Rashijden
<b>1</b>	<b>20</b>	<b>Total Team</b>
1	3	5 Jalen
0	2	1 Rashijden
0	4	2 Devon
<b>12</b>		<b>Total Team</b>
<b>19</b>	<b>82</b>	<b>Total Team</b>


Starting line-up with position    Atts = Attempts    (C) = Captain    MB = Middle blocker    S = Setter  
 Substitute with shirt number    Opp. = Opponent    (L) / L = Libero    OP = Opposite    OH = Outside Hitter







# ECVA Senior Men's Volleyball Championship 2024



[P-2] Match result

Pool A

**Match:** 18    **Date:** 26/10/2024    **Spectators:** 100  
**City:** Saint John's  
**Hall:** YMCA Complex  
**Match duration:** **Start:** 17:00    **End:** 18:04    **Total:** 1:04

Teams	Sets	1	2	3	4	5	Total
<b>BER</b>	<b>3</b>	26	25	25			76
<b>IVB</b>	<b>0</b>	24	12	13			49
<b>Duration:</b>		0:23	0:17	0:18			0:58

**Referees:** 1st: Monique Martis (EUX) 2nd: Keson Edmund (LCA)

BER - Bermuda														
No	Name	Pos.	Line-up					Points by set					T.	
			1	2	3	4	5	1	2	3	4	5		
1	Wilson	OH		5	2						1			1
2	Cooke	OP	5			5				7		3		10
3	Tucker	OH												
4	Siese (C)	OH	2	2	2					5	4	4		13
5	Rymon-Lipinski	MB	3	3	3					3	6	5		14
6	Hamilton	OP	4	4	4					1	2			3
7	Barnett	MB	6	6	6					2	4	4		10
11	Saraiva	MB												
13	Sousa	S	1	1	1									

**Coach:** Michael Smith  
**Assistant:** Saravia Robert

IVB - Virgin Islands, British														
No	Name	Pos.	Line-up					Points by set					T.	
			1	2	3	4	5	1	2	3	4	5		
1	Panchoo	OH	5	5	5					1	3			4
2	Singh	S	1	1										
3	Malcolm	MB	6	6	3					2	2	2		6
5	Javin	OH	2	2	1					3	1	1		5
7	Marquis (C)	OH			4									
9	GEORGE (L)	L			L									
10	D'Andre	MB			13									
11	Davis	S		2	5							1		1
12	Joseph	OP	3	3	2					8	1	1		10
13	Jose	MB	4	4	6					1	1			2

**Coach:** stephen payne  
**Assistant:** WEEKES JACQUELINE

## TEAMS AND PLAYERS PERFORMANCES

Won Points	Total Atts	No	Name
<b>34</b>	<b>65</b>	<b>Total Team</b>	
10	14	2	Cooke
7	19	4	Siese
7	9	7	Barnett
<b>5</b>	<b>23</b>	<b>Total Team</b>	
4	11	5	Rymon-Lipinski
1	5	7	Barnett
0	0	1	Wilson
<b>12</b>	<b>74</b>	<b>Total Team</b>	
6	19	4	Siese
4	13	5	Rymon-Lipinski
2	10	7	Barnett
<b>25</b>		<b>Total Team</b>	
<b>76</b>	<b>162</b>	<b>Total Team</b>	

14	33	5	Rymon-Lipinski
13	40	4	Siese
10	18	2	Cooke

Scoring Skills
<b>Attack</b>
<b>Block</b>
<b>Serve</b>
<b>Opp. error</b>
<b>Total</b>
<b>Best scorers</b>

Won Points	Total Atts	No	Name
<b>24</b>	<b>68</b>	<b>Total Team</b>	
7	16	12	Joseph
6	11	3	Malcolm
5	15	5	Javin
<b>4</b>	<b>29</b>	<b>Total Team</b>	
3	7	12	Joseph
1	4	11	Davis
0	3	1	Panchoo
<b>0</b>	<b>51</b>	<b>Total Team</b>	
0	7	1	Panchoo
0	6	2	Singh
0	8	3	Malcolm
<b>21</b>		<b>Total Team</b>	
<b>49</b>	<b>148</b>	<b>Total Team</b>	


10	32	12	Joseph
6	20	3	Malcolm
5	26	5	Javin

■ Starting line-up with position    Atts = Attempts    (C) = Captain    MB = Middle blocker    S = Setter  
 □ Substitute with shirt number    Opp. = Opponent    (L) / L = Libero    OP = Opposite    OH = Outside Hitter





# ECVA Senior Men's Volleyball Championship 2024



[P-2] Match result

Pool A

**Match:** 19    **Date:** 26/10/2024    **Spectators:** 150  
**City:** Saint John's  
**Hall:** YMCA Complex  
**Match duration:** **Start:** 19:00    **End:** 20:39    **Total:** 1:39

Teams	Sets	1	2	3	4	5	Total
ANT	3	25	20	25	25		95
GRN	1	13	25	18	22		78
<b>Duration:</b>		0:18	0:24	0:23	0:25		1:30

**Referees:** 1st: David Toussaint (DMA) 2nd: Omari Hamilton (AGU)

ANT - Antigua and Barbuda														
No	Name	Pos.	Line-up					Points by set					T.	
			1	2	3	4	5	1	2	3	4	5		
1	Freeland	OP												
2	Michael (L)	L												
3	Bonnie	MB	6	6	6	6		2	3	4	3		12	
4	Thomas	S	1	1		10					2		2	
5	Yash (L)	L	L	L	L	L								
6	Adrian (C)	OP	4	4	4	4		4	3	3	6		16	
7	Cabral	OH												
8	Daley	S		4	1	1								
9	James	OH	2	2	2	2		3	2	5	3		13	
10	Erwin	OH	5	5	5	5		5	2	2			9	
11	Ronel	MB	3	3	3	3		1	1	3	1		6	
12	Joseph	MB												
13	Rouse	S												
99	Cairon	MB												
<b>Coach:</b> CARL WILLIAMS														
<b>Assistant:</b> THOMAS JOELLE														

GRN - Grenada													
No	Name	Pos.	Line-up					Points by set					T.
			1	2	3	4	5	1	2	3	4	5	
1	Nelson	S			8	8					1		1
2	Noel	S	6	6	6	6				3		1	4
3	John	OH			7								
4	Andrews	OH											
5	Acea	MB											
6	Thad	MB											
7	Jonell	OH	1	4	4	1			2	2	1	6	11
8	John	OP	3	3	3	3			3	4	1	3	11
9	Oxford (C)	OP	4	1	1	4			3	8	1	2	14
10	Mitchell	MB	2	2	2	2				2	2		4
11	Phillip	MB	5	5	5	5				2	3	3	8
12	Oliver	OH			2	2							
13	Roberts (L)	L	L	L	L	L							
14	Wall (L)	L											
<b>Coach:</b> Peer Nasseir													
<b>Assistant:</b> Noel Javin													

## TEAMS AND PLAYERS PERFORMANCES

Won Points	Total Atts	No	Name
41	88	<b>Total Team</b>	
16	31	6	Adrian
10	23	9	James
7	10	3	Bonnie
7	27	<b>Total Team</b>	
3	8	3	Bonnie
3	7	11	Ronel
1	5	4	Thomas
10	94	<b>Total Team</b>	
4	17	10	Erwin
3	17	9	James
2	15	3	Bonnie
37		<b>Total Team</b>	
95	209	<b>Total Team</b>	
16	43	6	Adrian
13	42	9	James
12	33	3	Bonnie

Scoring Skills
<b>Attack</b>
<b>Block</b>
<b>Serve</b>
<b>Opp. error</b>
<b>Total</b>
<b>Best scorers</b>

Won Points	Total Atts	No	Name
41	102	<b>Total Team</b>	
11	22	7	Jonell
11	27	9	Oxford
8	18	8	John
7	28	<b>Total Team</b>	
3	5	8	John
2	5	9	Oxford
2	9	10	Mitchell
5	79	<b>Total Team</b>	
3	18	2	Noel
1	12	9	Oxford
1	13	10	Mitchell
25		<b>Total Team</b>	
78	209	<b>Total Team</b>	
14	44	9	Oxford
11	30	7	Jonell
11	35	8	John

■ Starting line-up with position    Atts = Attempts    (C) = Captain    MB = Middle blocker    S = Setter  
□ Substitute with shirt number    Opp. = Opponent    (L) / L = Libero    OP = Opposite    OH = Outside Hitter





# ECVA Senior Men's Volleyball Championship 2024



[P-2] Match result

Pool B

**Match:** 20    **Date:** 26/10/2024    **Spectators:** 160  
**City:** Saint John's  
**Hall:** YMCA Complex  
**Match duration:** **Start:** 21:20    **End:** 22:41    **Total:** 1:21

Teams	Sets	1	2	3	4	5	Total
LCA	3	25	25	25			75
SXM	0	20	18	23			61
<b>Duration:</b>		0:23	0:22	0:29			1:14

**Referees:** 1st: Rawle, Emroy Lee (ANT) 2nd: Caldron Morton (IVB)

LCA - Saint Lucia													
No	Name	Pos.	Line-up					Points by set					T.
			1	2	3	4	5	1	2	3	4	5	
1	Clercent (C)	OH	1	2	10			4	5	4			13
2	Sheldon	OH		4	3				6	7			13
3	Emmanuel	MB	2	3	2			1		5			6
4	Lamontagne	OH	5	6	5			2	3	2			7
5	Son	MB											
6	Darnell	MB	8	1	6			1		1			2
7	Louis	OH	3										
8	Sonson	S	6	5				1					1
9	Daniel	OH		8	4				1				1
10	Remy	S			1								
11	Leonce	OH	4		9			4		2			6

**Coach:** Hervan Brown  
**Assistant:** Nicholas Sheldon

SXM - Sint-Maarten														
No	Name	Pos.	Line-up					Points by set					T.	
			1	2	3	4	5	1	2	3	4	5		
1	TY	S		4	4									
2	Valies	OP	5	4	5			1	1	1			3	
4	Augustine	OH	2	1	2					2			2	
5	MARCIN (L)	L	L	L	L									
6	QUENTIN	OP			2									
7	Rajheem	OH	6	5	6			8	4	2			14	
8	Jeffers (C)	S	3	2	3			2	5	2			9	
10	Gumbs	MB	1	6	1			1	1	4			6	
11	GEORFFRY	MB	4	3	4			1	1	2			4	
	Ecko	L												

**Coach:** CLAYTON HOLIDAY  
**Assistant:** JACOBS RAYMOND

## TEAMS AND PLAYERS PERFORMANCES

Won Points	Total Atts	No	Name
<b>37</b>	<b>78</b>	<b>Total Team</b>	
12	19	2	Sheldon
10	20	1	Clercent
5	10	4	Lamontagne
<b>5</b>	<b>32</b>	<b>Total Team</b>	
3	4	1	Clercent
1	4	2	Sheldon
1	6	3	Emmanuel
<b>7</b>	<b>74</b>	<b>Total Team</b>	
2	14	3	Emmanuel
2	19	4	Lamontagne
1	9	6	Darnell
<b>26</b>		<b>Total Team</b>	
<b>75</b>	<b>184</b>	<b>Total Team</b>	

Scoring Skills
<b>Attack</b>
<b>Block</b>
<b>Serve</b>
<b>Opp. error</b>
<b>Total</b>
<b>Best scorers</b>

Won Points	Total Atts	No	Name
<b>30</b>	<b>86</b>	<b>Total Team</b>	
12	29	7	Rajheem
9	26	8	Jeffers
4	9	10	Gumbs
<b>3</b>	<b>21</b>	<b>Total Team</b>	
2	5	10	Gumbs
1	3	4	Augustine
0	1	1	TY
<b>5</b>	<b>62</b>	<b>Total Team</b>	
2	13	7	Rajheem
2	14	11	GEORFFRY
1	10	4	Augustine
<b>23</b>		<b>Total Team</b>	
<b>61</b>	<b>169</b>	<b>Total Team</b>	

■ Starting line-up with position    Atts = Attempts    (C) = Captain    MB = Middle blocker    S = Setter  
□ Substitute with shirt number    Opp. = Opponent    (L) / L = Libero    OP = Opposite    OH = Outside Hitter




Match: 15    Date: 26/10/2024    Spectators: 40  
 City: Saint John's  
 Hall: YMCA Complex  
 Match duration: Start: 09:06    End: 10:32    Total: 1:26

Teams	Sets	1	2	3	4	5	Total
<b>SXM</b>	<b>3</b>	25	25	25			75
<b>AGU</b>	<b>0</b>	22	21	18			61
<b>Duration:</b>		0:26	0:22	0:24			1:12



SXM • Sint-Maarten



**Attack**

Limit: 15.00%

Rk	No	Name	Pos.	Attacks	Faults	Shots	Total Attempts	Succ. %
1	10	Gumbs Jagdeo	MB	10	2	4	16	62.50
2	2	Valies Riegmar	OP	11	3	8	22	50.00
3	7	Meulens Rajheem	OH	5	4	13	22	22.73
4	8	Romeo Leonardo	S	4	8	9	21	19.05
-	1	Farquharson Ty	S	1	0	1	2	
-	4	Augustine Allinton	OH	4	0	4	8	
-	5	Kwiatkowski Marcin	L	0	0	0	0	
-	6	Richardson Quentin	OP	0	0	0	0	
-	11	Hernandez Geoffry	MB	2	1	3	6	
-	12	Servani Eckersly	L	0	0	0	0	
<b>Total Team</b>				37	18	42	97	38.14



**Block**

Rk	No	Name	Pos.	Kill Blocks	Faults	Rebounds	Total Attempts	Avg. by set
1	7	Meulens Rajheem	OH	2	0	0	2	0.67
2	1	Farquharson Ty	S	1	0	0	1	0.33
	4	Augustine Allinton	OH	1	0	0	1	0.33
	11	Hernandez Geoffry	MB	1	3	5	9	0.33
-	2	Valies Riegmar	OP	0	2	1	3	
-	5	Kwiatkowski Marcin	L	0	0	0	0	
-	6	Richardson Quentin	OP	0	0	0	0	
-	8	Romeo Leonardo	S	0	0	1	1	
-	10	Gumbs Jagdeo	MB	0	3	4	7	
-	12	Servani Eckersly	L	0	0	0	0	
<b>Total Team</b>				5	8	11	24	1.67





**Serve**


Rk	No	Name	Pos.	Aces	Faults	Serve Hits	Total Attempts	Avg. by set
1	2	Valies Riegmar	OP	4	0	18	22	1.33
2	4	Augustine Allinton	OH	3	2	6	11	1.00
3	7	Meulens Rajheem	OH	2	2	13	17	0.67
4	8	Romeo Leonardo	S	1	0	8	9	0.33
-	1	Farquharson Ty	S	0	0	0	0	
-	5	Kwiatkowski Marcin	L	0	0	0	0	
-	6	Richardson Quentin	OP	0	0	0	0	
-	10	Gumbs Jagdeo	MB	0	1	4	5	
-	11	Hernandez Geoffry	MB	0	2	8	10	
-	12	Servani Eckersly	L	0	0	0	0	
<b>Total Team</b>				10	7	57	74	3.33

**Team**

Total Team		23	3		26	
------------	--	----	---	--	----	--


 <b>Dig</b>	Rk	No	Name	Pos.	Digs	Faults	Receptions	Total Attempts	Avg. by set
	1	5	Kwiatkowski Marcin	L	12	4	5	21	4.00
	2	2	Valies Riegmar	OP	8	2	0	10	2.67
	3	7	Meulens Rajheem	OH	5	4	2	11	1.67
	8	Romeo Leonardo	S	5	5	2	12	1.67	
	5	10	Gumbs Jagdeo	MB	3	1	1	5	1.00
	6	4	Augustine Allinton	OH	1	2	0	3	0.33
	11	Hernandez Geoffry	MB	1	1	0	2	0.33	
	-	1	Farquharson Ty	S	0	0	0	0	
	-	6	Richardson Quentin	OP	0	0	0	0	
-	12	Servani Eckersly	L	0	0	0	0		
<b>Total Team</b>					35	19	10	64	11.67


 <b>Set</b>	Rk	No	Name	Pos.	Running Sets	Faults	Still Sets	Total Attempts	Avg. by set
	1	4	Augustine Allinton	OH	21	2	39	62	7.00
	2	1	Farquharson Ty	S	2	0	9	11	0.67
	3	7	Meulens Rajheem	OH	1	0	1	2	0.33
	-	2	Valies Riegmar	OP	0	1	3	4	
	-	5	Kwiatkowski Marcin	L	0	0	2	2	
	-	6	Richardson Quentin	OP	0	0	0	0	
	-	8	Romeo Leonardo	S	0	1	3	4	
	-	10	Gumbs Jagdeo	MB	0	0	0	0	
	-	11	Hernandez Geoffry	MB	0	0	0	0	
-	12	Servani Eckersly	L	0	0	0	0		
<b>Total Team</b>					24	4	57	85	8.00


 <b>Reception</b>  Limit: 20.00%	Rk	No	Name	Pos.	Excellents	Faults	Serve Receptions	Total Attempts	Eff. %
	1	8	Romeo Leonardo	S	15	1	5	21	66.67
	2	5	Kwiatkowski Marcin	L	5	0	7	12	41.67
	3	7	Meulens Rajheem	OH	6	0	13	19	31.58
	-	1	Farquharson Ty	S	0	0	0	0	
	-	2	Valies Riegmar	OP	0	1	0	1	
	-	4	Augustine Allinton	OH	0	0	0	0	
	-	6	Richardson Quentin	OP	0	0	0	0	
	-	10	Gumbs Jagdeo	MB	0	0	0	0	
	-	11	Hernandez Geoffry	MB	0	0	0	0	
-	12	Servani Eckersly	L	0	0	0	0		
<b>Total Team</b>					26	2	25	53	45.28




AGU • Anguilla

 <b>Attack</b>  Limit: 15.00%	Rk	No	Name	Pos.	Attacks	Faults	Shots	Total Attempts	Succ. %
	1	6	Frank ALdus	OH	7	4	7	18	38.89
	2	9	Vanterpool Calivon	OP	7	5	11	23	30.43
	3	10	Reid Shaquoy	OH	6	3	18	27	22.22
	-	1	Richardson Rashime	S	1	1	0	2	
	-	2	Sasso Je'Vaunti	MB	4	3	5	12	
	-	5	Fredericks Da'Qwan	MB	3	2	3	8	
	-	7	Richardson Amani	MB	0	0	1	1	
	-	8	Jones Rakeem	L	0	0	0	0	
	-	11	Samuel Andre	OH	0	0	0	0	
-	14	Smith Trevon	OP	0	0	1	1		
<b>Total Team</b>					28	18	46	92	30.43


 <b>Block</b>	Rk	No	Name	Pos.	Kill Blocks	Faults	Rebounds	Total Attempts	Avg. by set
	1	9	Vanterpool Calivon	OP	3	2	1	6	1.00
	2	1	Richardson Rashime	S	1	1	1	3	0.33
	-	6	Frank ALdus	OH	1	1	0	2	0.33
	-	2	Sasso Je'Vaunti	MB	0	3	2	5	
	-	5	Fredericks Da'Qwan	MB	0	0	2	2	
	-	7	Richardson Amani	MB	0	1	0	1	
	-	8	Jones Rakeem	L	0	0	0	0	
	-	10	Reid Shaquoy	OH	0	0	2	2	
	-	11	Samuel Andre	OH	0	0	0	0	
-	14	Smith Trevon	OP	0	0	0	0		
<b>Total Team</b>					5	8	8	21	1.67


 <b>Serve</b>	Rk	No	Name	Pos.	Aces	Faults	Serve Hits	Total Attempts	Avg. by set
	1	1	Richardson Rashime	S	2	2	12	16	0.67
	-	5	Fredericks Da'Qwan	MB	2	0	11	13	0.67
	-	2	Sasso Je'Vaunti	MB	0	1	6	7	
	-	6	Frank ALdus	OH	0	0	8	8	
	-	7	Richardson Amani	MB	0	0	0	0	
	-	8	Jones Rakeem	L	0	0	0	0	
	-	9	Vanterpool Calivon	OP	0	3	8	11	
	-	10	Reid Shaquoy	OH	0	1	6	7	
	-	11	Samuel Andre	OH	0	0	0	0	
-	14	Smith Trevon	OP	0	0	0	0		
<b>Total Team</b>					4	7	51	62	1.33

Team	Total Team	24	6	30

 <b>Dig</b>	Rk	No	Name	Pos.	Digs	Faults	Receptions	Total Attempts	Avg. by set
	1	8	Jones Rakeem	L	9	5	6	20	3.00
	2	6	Frank ALdus	OH	7	8	1	16	2.33
	3	9	Vanterpool Calivon	OP	6	8	3	17	2.00
	4	5	Fredericks Da'Qwan	MB	5	0	1	6	1.67
	5	1	Richardson Rashime	S	3	3	0	6	1.00
	6	2	Sasso Je'Vaunti	MB	2	0	1	3	0.67
	7	10	Reid Shaquoy	OH	1	4	2	7	0.33
	-	7	Richardson Amani	MB	0	0	0	0	
	-	11	Samuel Andre	OH	0	0	0	0	
-	14	Smith Trevon	OP	0	0	1	1		
<b>Total Team</b>					33	28	15	76	11.00



 <b>Set</b>	Rk	No	Name	Pos.	Running Sets	Faults	Still Sets	Total Attempts	Avg. by set
	1	1	Richardson Rashime	S	6	0	65	71	2.00
	2	2	Sasso Je'Vaunti	MB	1	0	2	3	0.33
	-	5	Fredericks Da'Qwan	MB	0	0	1	1	
	-	6	Frank ALdus	OH	0	0	3	3	
	-	7	Richardson Amani	MB	0	0	1	1	
	-	8	Jones Rakeem	L	0	0	4	4	
	-	9	Vanterpool Calivon	OP	0	1	9	10	
	-	10	Reid Shaquoy	OH	0	1	0	1	
	-	11	Samuel Andre	OH	0	0	0	0	
-	14	Smith Trevon	OP	0	0	0	0		
<b>Total Team</b>					7	2	85	94	2.33




 <b>Reception</b>  Limit: 20.00%	Rk	No	Name	Pos.	Excellents	Faults	Serve Receptions	Total Attempts	Eff. %
	1	10	Reid Shaquoy	OH	9	2	9	20	35.00
	2	8	Jones Rakeem	L	9	2	13	24	29.17
	3	6	Frank ALdus	OH	5	1	11	17	23.53
	-	1	Richardson Rashime	S	0	0	0	0	
	-	2	Sasso Je'Vaunti	MB	0	0	0	0	
	-	5	Fredericks Da'Qwan	MB	0	0	0	0	
	-	7	Richardson Amani	MB	0	0	0	0	
	-	9	Vanterpool Calivon	OP	0	1	0	1	
	-	11	Samuel Andre	OH	0	0	0	0	
-	14	Smith Trevon	OP	0	0	1	1		
<b>Total Team</b>					23	6	34	63	26.98


**Match:** 16    **Date:** 26/10/2024    **Spectators:** 45  
**City:** Saint John's  
**Hall:** YMCA Complex  
**Match duration:** **Start:** 11:10    **End:** 12:24    **Total:** 1:14


Teams	Sets	1	2	3	4	5	Total
IVB	0	23	18	22			63
EUX	3	25	25	25			75
<b>Duration:</b>		0:25	0:21	0:22			1:08




## IVB • Virgin Islands, British

 <b>Attack</b> Limit: 15.00%	<b>Rk</b>	<b>No</b>	<b>Name</b>	<b>Pos.</b>	<b>Attacks</b>	<b>Faults</b>	<b>Shots</b>	<b>Total Attempts</b>	<b>Succ. %</b>
	1	5	Wattley Javin	OH	6	3	4	13	46.15
	2	13	Ramirez Dishmey Jose Miguel	MB	3	4	5	12	25.00
	3	1	Panchoo Kymal	OH	3	8	5	16	18.75
	4	7	Marquis Canice	OH	2	3	6	11	18.18
	-	2	Singh Ricky	S	0	0	4	4	
	-	3	Christopher Malcolm	MB	5	3	1	9	
	-	9	George J'adon	L	0	0	0	0	
	-	10	Mitcham D'Andre	MB	0	0	0	0	
	-	11	Davis Jevon	S	0	0	1	1	
-	12	Joseph Mikey	OP	0	1	4	5		
<b>Total Team</b>					19	22	30	71	26.76
 <b>Block</b>	<b>Rk</b>	<b>No</b>	<b>Name</b>	<b>Pos.</b>	<b>Kill Blocks</b>	<b>Faults</b>	<b>Rebounds</b>	<b>Total Attempts</b>	<b>Avg. by set</b>
	1	3	Christopher Malcolm	MB	2	3	0	5	0.67
	2	10	Mitcham D'Andre	MB	1	1	0	2	0.33
		12	Joseph Mikey	OP	1	1	1	3	0.33
		13	Ramirez Dishmey Jose Miguel	MB	1	0	0	1	0.33
	-	1	Panchoo Kymal	OH	0	0	1	1	
	-	2	Singh Ricky	S	0	0	0	0	
	-	5	Wattley Javin	OH	0	0	1	1	
	-	7	Marquis Canice	OH	0	0	0	0	
	-	9	George J'adon	L	0	0	0	0	
-	11	Davis Jevon	S	0	2	0	2		
<b>Total Team</b>					5	7	3	15	1.67
 <b>Serve</b>	<b>Rk</b>	<b>No</b>	<b>Name</b>	<b>Pos.</b>	<b>Aces</b>	<b>Faults</b>	<b>Serve Hits</b>	<b>Total Attempts</b>	<b>Avg. by set</b>
	1	11	Davis Jevon	S	2	3	2	7	0.67
	2	1	Panchoo Kymal	OH	1	1	12	14	0.33
		3	Christopher Malcolm	MB	1	1	10	12	0.33
	-	2	Singh Ricky	S	0	0	3	3	
	-	5	Wattley Javin	OH	0	2	10	12	
	-	7	Marquis Canice	OH	0	0	5	5	
	-	9	George J'adon	L	0	0	0	0	
	-	10	Mitcham D'Andre	MB	0	0	3	3	
	-	12	Joseph Mikey	OP	0	1	5	6	
-	13	Ramirez Dishmey Jose Miguel	MB	0	0	3	3		
<b>Total Team</b>					4	8	53	65	1.33
<b>Team</b>	Total Team				35	2		37	


 <b>Dig</b>	Rk	No	Name	Pos.	Digs	Faults	Receptions	Total Attempts	Avg. by set
	1	1	Panchoo Kymal	OH	4	2	1	7	1.33
	2	5	Wattley Javin	OH	3	7	2	12	1.00
		7	Marquis Canice	OH	3	2	0	5	1.00
	4	13	Ramirez Dishmey Jose Miguel	MB	2	0	1	3	0.67
	5	2	Singh Ricky	S	1	1	3	5	0.33
		9	George J'adon	L	1	5	0	6	0.33
		11	Davis Jevon	S	1	3	0	4	0.33
	-	3	Christopher Malcolm	MB	0	2	1	3	
	-	10	Mitcham D'Andre	MB	0	0	0	0	
-	12	Joseph Mikey	OP	0	4	3	7		
<b>Total Team</b>					15	26	11	52	5.00


 <b>Set</b>	Rk	No	Name	Pos.	Running Sets	Faults	Still Sets	Total Attempts	Avg. by set	
	1	2	Singh Ricky	S	10	0	14	24	3.33	
	2	11	Davis Jevon	S	5	2	27	34	1.67	
	-	1	Panchoo Kymal	OH	0	0	2	2		
	-	3	Christopher Malcolm	MB	0	0	0	0		
	-	5	Wattley Javin	OH	0	0	5	5		
	-	7	Marquis Canice	OH	0	0	2	2		
	-	9	George J'adon	L	0	0	1	1		
	-	10	Mitcham D'Andre	MB	0	0	0	0		
	-	12	Joseph Mikey	OP	0	0	1	1		
	-	13	Ramirez Dishmey Jose Miguel	MB	0	0	0	0		
	<b>Total Team</b>					15	2	52	69	5.00


 <b>Reception</b>  Limit: 20.00%	Rk	No	Name	Pos.	Excellents	Faults	Serve Receptions	Total Attempts	Eff. %	
	1	5	Wattley Javin	OH	9	3	8	20	30.00	
	2	1	Panchoo Kymal	OH	7	2	8	17	29.41	
	3	9	George J'adon	L	2	2	10	14		
	-	2	Singh Ricky	S	0	0	0	0		
	-	3	Christopher Malcolm	MB	1	1	1	3		
	-	7	Marquis Canice	OH	0	0	4	4		
	-	10	Mitcham D'Andre	MB	0	0	0	0		
	-	11	Davis Jevon	S	0	0	0	0		
	-	12	Joseph Mikey	OP	0	0	1	1		
	-	13	Ramirez Dishmey Jose Miguel	MB	2	0	2	4		
	<b>Total Team</b>					21	8	34	63	20.63




## EUX • Saint-Eustache


 <b>Attack</b> Limit: 15.00%	Rk	No	Name	Pos.	Attacks	Faults	Shots	Total Attempts	Succ. %
	1	3	Spanner Emilio	OH	13	8	8	29	44.83
	2	1	Patrick Jantzen	OH	8	4	8	20	40.00
	-	2	Rivers Shastri	OP	4	2	2	8	
	-	4	Osandney Beete	OH	6	2	1	9	
	-	5	Prudencia Percy	S	1	0	1	2	
	-	6	Welcome Wendell	OH	0	0	0	0	
	-	7	Connell Gabriel	MB	2	4	2	8	
	-	8	Alvin Robins	MB	0	0	0	0	
	-	9	Leito Timothy	OP	0	0	0	0	
<b>Total Team</b>					34	20	22	76	44.74


 <b>Block</b>	Rk	No	Name	Pos.	Kill Blocks	Faults	Rebounds	Total Attempts	Avg. by set
	1	5	Prudencia Percy	S	2	2	1	5	0.67
		7	Connell Gabriel	MB	2	1	4	7	0.67
	3	4	Osandney Beete	OH	1	1	1	3	0.33
	-	1	Patrick Jantzen	OH	0	1	0	1	
	-	2	Rivers Shastri	OP	0	0	0	0	
	-	3	Spanner Emilio	OH	0	0	2	2	
	-	6	Welcome Wendell	OH	0	0	1	1	
	-	8	Alvin Robins	MB	0	0	0	0	
	-	9	Leito Timothy	OP	0	0	0	0	
<b>Total Team</b>					5	5	9	19	1.67

 <b>Serve</b>	Rk	No	Name	Pos.	Aces	Faults	Serve Hits	Total Attempts	Avg. by set
	1	3	Spanner Emilio	OH	2	4	11	17	0.67
		4	Osandney Beete	OH	2	2	14	18	0.67
		5	Prudencia Percy	S	2	2	6	10	0.67
	4	2	Rivers Shastri	OP	1	0	10	11	0.33
		7	Connell Gabriel	MB	1	1	6	8	0.33
	-	1	Patrick Jantzen	OH	0	1	8	9	
	-	6	Welcome Wendell	OH	0	0	0	0	
	-	8	Alvin Robins	MB	0	0	0	0	
	-	9	Leito Timothy	OP	0	0	0	0	
<b>Total Team</b>					8	10	55	73	2.67

Team	Total Team	28	3		31
------	------------	----	---	--	----

 <b>Dig</b>	Rk	No	Name	Pos.	Digs	Faults	Receptions	Total Attempts	Avg. by set
	1	2	Rivers Shastri	OP	8	1	1	10	2.67
		3	Spanner Emilio	OH	8	0	1	9	2.67
	3	4	Osandney Beete	OH	4	5	3	12	1.33
	4	1	Patrick Jantzen	OH	1	1	1	3	0.33
	-	5	Prudencia Percy	S	0	3	0	3	
	-	6	Welcome Wendell	OH	0	0	0	0	
	-	7	Connell Gabriel	MB	0	3	0	3	
	-	8	Alvin Robins	MB	0	0	0	0	
	-	9	Leito Timothy	OP	0	0	0	0	
<b>Total Team</b>					21	13	6	40	7.00

 <b>Set</b>	Rk	No	Name	Pos.	Running Sets	Faults	Still Sets	Total Attempts	Avg. by set
	1	5	Prudencia Percy	S	9	7	48	64	3.00
	2	2	Rivers Shastri	OP	1	0	3	4	0.33
	-	1	Patrick Jantzen	OH	0	0	0	0	
	-	3	Spanner Emilio	OH	0	0	1	1	
	-	4	Osandney Beete	OH	0	1	2	3	
	-	6	Welcome Wendell	OH	0	0	1	1	
	-	7	Connell Gabriel	MB	0	0	1	1	
	-	8	Alvin Robins	MB	0	0	0	0	
	-	9	Leito Timothy	OP	0	0	0	0	
<b>Total Team</b>					10	8	56	74	3.33


 <b>Reception</b>  Limit: 20.00%	Rk	No	Name	Pos.	Excellents	Faults	Serve Receptions	Total Attempts	Eff. %
	1	3	Spanner Emilio	OH	13	0	11	24	54.17
	2	2	Rivers Shastri	OP	5	2	6	13	23.08
	3	1	Patrick Jantzen	OH	3	1	11	15	13.33
	-	4	Osandney Beete	OH	1	0	2	3	
	-	5	Prudencia Percy	S	0	0	0	0	
	-	6	Welcome Wendell	OH	0	0	0	0	
	-	7	Connell Gabriel	MB	0	1	1	2	
	-	8	Alvin Robins	MB	0	0	0	0	
	-	9	Leito Timothy	OP	0	0	0	0	
<b>Total Team</b>					22	4	31	57	31.58


Match: 17    Date: 26/10/2024    Spectators: 50  
 City: Saint John's  
 Hall: YMCA Complex  
 Match duration: Start: 13:00    End: 13:45    Total: 0:45


Teams	Sets	1	2	3	4	5	Total
DMA	3	25	25	25			75
SAB	0	7	5	7			19
Duration:		0:12	0:14	0:13			0:39



## DMA • Dominica


 <b>Attack</b> Limit: 15.00%	Rk	No	Name	Pos.	Attacks	Faults	Shots	Total Attempts	Succ. %
	1	10	Tulloch Larian	OH	9	0	2	11	81.82
	2	16	Vidal Sherron Peter	OH	7	4	1	12	58.33
	3	9	Boland Ethan	MB	5	1	3	9	55.56
	-	2	Florent Yahn	OP	0	0	0	0	
	-	4	Mingo Mervin Mervel	L	0	0	0	0	
	-	5	George Kerwin	OP	1	1	2	4	
	-	6	Robinson J'den Tyrel	S	0	0	0	0	
	-	7	John Sidney	S	2	0	0	2	
	-	8	Peltier Jimmel Kurt	MB	0	0	0	0	
-	15	Frederick Bill Clarke	MB	2	0	1	3		
<b>Total Team</b>					26	6	9	41	63.41


 <b>Block</b>	Rk	No	Name	Pos.	Kill Blocks	Faults	Rebounds	Total Attempts	Avg. by set
	1	7	John Sidney	S	2	0	1	3	0.67
	9	Boland Ethan	MB	2	1	0	3	0.67	
	3	15	Frederick Bill Clarke	MB	1	1	1	3	0.33
	-	2	Florent Yahn	OP	0	0	0	0	
	-	4	Mingo Mervin Mervel	L	0	0	0	0	
	-	5	George Kerwin	OP	0	0	0	0	
	-	6	Robinson J'den Tyrel	S	0	0	0	0	
	-	8	Peltier Jimmel Kurt	MB	0	0	0	0	
	-	10	Tulloch Larian	OH	0	0	0	0	
-	16	Vidal Sherron Peter	OH	0	0	0	0		
<b>Total Team</b>					5	2	2	9	1.67


 <b>Serve</b>	Rk	No	Name	Pos.	Aces	Faults	Serve Hits	Total Attempts	Avg. by set
	1	5	George Kerwin	OP	5	1	12	18	1.67
	15	Frederick Bill Clarke	MB	5	0	21	26	1.67	
	3	7	John Sidney	S	3	1	9	13	1.00
	4	10	Tulloch Larian	OH	2	1	6	9	0.67
	5	6	Robinson J'den Tyrel	S	1	1	1	3	0.33
	16	Vidal Sherron Peter	OH	1	1	2	4	0.33	
	-	2	Florent Yahn	OP	0	0	0	0	
	-	4	Mingo Mervin Mervel	L	0	0	0	0	
	-	8	Peltier Jimmel Kurt	MB	0	0	0	0	
-	9	Boland Ethan	MB	0	1	0	1		
<b>Total Team</b>					17	6	51	74	5.67

Team	Total Team	Attacks	Faults	Shots	Total Attempts	Succ. %
	Total Team	27	0		27	



 <b>Dig</b>	Rk	No	Name	Pos.	Digs	Faults	Receptions	Total Attempts	Avg. by set
	1	4	Mingo Mervin Mervel	L	5	2	2	9	1.67
		16	Vidal Sherron Peter	OH	5	0	1	6	1.67
	3	5	George Kerwin	OP	4	1	2	7	1.33
	4	7	John Sidney	S	1	0	0	1	0.33
		9	Boland Ethan	MB	1	0	0	1	0.33
		10	Tulloch Larian	OH	1	0	5	6	0.33
	-	2	Florent Yahn	OP	0	0	0	0	
	-	6	Robinson J'den Tyrel	S	0	0	0	0	
	-	8	Peltier Jimmal Kurt	MB	0	0	0	0	
-	15	Frederick Bill Clarke	MB	0	0	2	2		
<b>Total Team</b>					17	3	12	32	5.67


 <b>Set</b>	Rk	No	Name	Pos.	Running Sets	Faults	Still Sets	Total Attempts	Avg. by set	
	1	7	John Sidney	S	9	1	25	35	3.00	
	-	2	Florent Yahn	OP	0	0	0	0		
	-	4	Mingo Mervin Mervel	L	0	0	0	0		
	-	5	George Kerwin	OP	0	0	0	0		
	-	6	Robinson J'den Tyrel	S	0	0	0	0		
	-	8	Peltier Jimmal Kurt	MB	0	0	0	0		
	-	9	Boland Ethan	MB	0	0	0	0		
	-	10	Tulloch Larian	OH	0	0	0	0		
	-	15	Frederick Bill Clarke	MB	0	0	0	0		
	-	16	Vidal Sherron Peter	OH	0	0	0	0		
	<b>Total Team</b>					9	1	25	35	3.00


 <b>Reception</b>	Rk	No	Name	Pos.	Excellents	Faults	Serve Receptions	Total Attempts	Eff. %	
	1	4	Mingo Mervin Mervel	L	2	0	2	4	50.00	
	2	10	Tulloch Larian	OH	2	1	2	5	20.00	
	-	2	Florent Yahn	OP	0	0	0	0		
	-	5	George Kerwin	OP	2	0	0	2		
	-	6	Robinson J'den Tyrel	S	0	0	1	1		
	-	7	John Sidney	S	0	0	0	0		
	-	8	Peltier Jimmal Kurt	MB	0	0	0	0		
	-	9	Boland Ethan	MB	0	0	0	0		
	-	15	Frederick Bill Clarke	MB	0	0	0	0		
	-	16	Vidal Sherron Peter	OH	0	0	1	1		
	<b>Total Team</b>					6	1	6	13	38.46


Limit: 20.00%




SAB • Saba


 <b>Attack</b>  Limit: 15.00%	Rk	No	Name	Pos.	Attacks	Faults	Shots	Total Attempts	Succ. %
	1	9	Clement Angero	OH	1	3	5	9	11.11
	2	7	Pemberton Suedaiyer	OH	1	7	7	15	6.67
	-	1	Riley Rashijden	OP	1	0	1	2	
	-	2	Benders Devon	MB	1	3	2	6	
	-	3	Massiah Devorn	MB	0	3	1	4	
	-	4	Jones Kamran	MB	0	2	3	5	
	-	5	Robinson Jalen	S	0	0	0	0	
	-	6	Winfield Shurendy	OH	0	0	0	0	
	-	8	Hassell Tyreke	MB	0	3	3	6	
	-	10	Lake Etsel	OP	0	1	1	2	
<b>Total Team</b>					4	22	23	49	8.16


 <b>Block</b>	Rk	No	Name	Pos.	Kill Blocks	Faults	Rebounds	Total Attempts	Avg. by set
	1	3	Massiah Devorn	MB	1	0	0	1	0.33
	-	9	Clement Angero	OH	1	3	0	4	0.33
	-	1	Riley Rashijden	OP	0	0	0	0	
	-	2	Benders Devon	MB	0	1	2	3	
	-	4	Jones Kamran	MB	0	2	1	3	
	-	5	Robinson Jalen	S	0	1	0	1	
	-	6	Winfield Shurendy	OH	0	0	0	0	
	-	7	Pemberton Suedaiyer	OH	0	0	0	0	
	-	8	Hassell Tyreke	MB	0	0	0	0	
	-	10	Lake Etsel	OP	0	1	0	1	
<b>Total Team</b>					2	8	3	13	0.67

 <b>Serve</b>	Rk	No	Name	Pos.	Aces	Faults	Serve Hits	Total Attempts	Avg. by set
	1	5	Robinson Jalen	S	1	1	1	3	0.33
	-	1	Riley Rashijden	OP	0	2	0	2	
	-	2	Benders Devon	MB	0	2	2	4	
	-	3	Massiah Devorn	MB	0	2	1	3	
	-	4	Jones Kamran	MB	0	0	1	1	
	-	6	Winfield Shurendy	OH	0	0	0	0	
	-	7	Pemberton Suedaiyer	OH	0	0	4	4	
	-	8	Hassell Tyreke	MB	0	0	2	2	
	-	9	Clement Angero	OH	0	0	1	1	
	-	10	Lake Etsel	OP	0	0	0	0	
<b>Total Team</b>					1	7	12	20	0.33

Team	Total Team	12	5	17
------	------------	----	---	----

 <b>Dig</b>	Rk	No	Name	Pos.	Digs	Faults	Receptions	Total Attempts	Avg. by set
	1	5	Robinson Jalen	S	2	3	2	7	0.67
	2	1	Riley Rashijden	OP	1	3	1	5	0.33
	3	3	Massiah Devorn	MB	1	4	0	5	0.33
	4	4	Jones Kamran	MB	1	0	1	2	0.33
	7	7	Pemberton Suedaiyer	OH	1	1	0	2	0.33
	8	8	Hassell Tyreke	MB	1	2	1	4	0.33
	-	2	Benders Devon	MB	0	1	0	1	
	-	6	Winfield Shurendy	OH	0	0	0	0	
	-	9	Clement Angero	OH	0	2	1	3	
	-	10	Lake Etsel	OP	0	0	0	0	
<b>Total Team</b>					7	16	6	29	2.33

 <b>Set</b>	Rk	No	Name	Pos.	Running Sets	Faults	Still Sets	Total Attempts	Avg. by set
	1	5	Robinson Jalen	S	4	0	39	43	1.33
	-	1	Riley Rashijden	OP	0	0	0	0	
	-	2	Benders Devon	MB	0	0	0	0	
	-	3	Massiah Devorn	MB	0	1	1	2	
	-	4	Jones Kamran	MB	0	1	2	3	
	-	6	Winfield Shurendy	OH	0	0	0	0	
	-	7	Pemberton Suedaiyer	OH	0	0	4	4	
	-	8	Hassell Tyreke	MB	0	0	0	0	
	-	9	Clement Angero	OH	0	0	0	0	
-	10	Lake Etsel	OP	0	0	2	2		
<b>Total Team</b>					4	2	48	54	1.33


 <b>Reception</b>  Limit: 20.00%	Rk	No	Name	Pos.	Excellents	Faults	Serve Receptions	Total Attempts	Eff. %
	1	8	Hassell Tyreke	MB	3	5	7	15	-13.33
	-	1	Riley Rashijden	OP	2	1	4	7	
	-	2	Benders Devon	MB	2	3	5	10	
	-	3	Massiah Devorn	MB	0	1	3	4	
	-	4	Jones Kamran	MB	1	0	3	4	
	-	5	Robinson Jalen	S	0	0	0	0	
	-	6	Winfield Shurendy	OH	0	0	0	0	
	-	7	Pemberton Suedaiyer	OH	4	3	5	12	
	-	9	Clement Angero	OH	2	2	7	11	
-	10	Lake Etsel	OP	1	0	2	3		
<b>Total Team</b>					15	15	36	66	

**Match:** 18    **Date:** 26/10/2024    **Spectators:** 100  
**City:** Saint John's  
**Hall:** YMCA Complex  
**Match duration:** **Start:** 17:00    **End:** 18:04    **Total:** 1:04

Teams	Sets	1	2	3	4	5	Total
<b>BER</b>	<b>3</b>	26	25	25			76
<b>IVB</b>	<b>0</b>	24	12	13			49
<b>Duration:</b>		0:23	0:17	0:18			0:58




**BER • Bermuda**



**Attack**

Limit: 15.00%

Rk	No	Name	Pos.	Attacks	Faults	Shots	Total Attempts	Succ. %
1	2	Cooke Braedon	OP	10	3	1	14	71.43
2	4	Siese Tyler	OH	7	2	10	19	36.84
3	6	Hamilton Kyle	OP	3	4	4	11	27.27
-	1	Wilson Joshua	OH	1	0	1	2	
-	3	Tucker Sean	OH	0	0	0	0	
-	5	Rymon-Lipinski Alexander	MB	6	1	2	9	
-	7	Barnett Benjamin	MB	7	0	2	9	
-	11	Saraiva Robert	MB	0	0	0	0	
-	13	Sousa Brandon	S	0	0	1	1	
<b>Total Team</b>				34	10	21	65	52.31



**Block**

Rk	No	Name	Pos.	Kill Blocks	Faults	Rebounds	Total Attempts	Avg. by set
1	5	Rymon-Lipinski Alexander	MB	4	6	1	11	1.33
2	7	Barnett Benjamin	MB	1	2	2	5	0.33
-	1	Wilson Joshua	OH	0	0	0	0	
-	2	Cooke Braedon	OP	0	0	0	0	
-	3	Tucker Sean	OH	0	0	0	0	
-	4	Siese Tyler	OH	0	1	1	2	
-	6	Hamilton Kyle	OP	0	2	0	2	
-	11	Saraiva Robert	MB	0	0	0	0	
-	13	Sousa Brandon	S	0	2	1	3	
<b>Total Team</b>				5	13	5	23	1.67



**Serve**

Rk	No	Name	Pos.	Aces	Faults	Serve Hits	Total Attempts	Avg. by set
1	4	Siese Tyler	OH	6	0	13	19	2.00
2	5	Rymon-Lipinski Alexander	MB	4	5	4	13	1.33
3	7	Barnett Benjamin	MB	2	2	6	10	0.67
-	1	Wilson Joshua	OH	0	1	4	5	
-	2	Cooke Braedon	OP	0	2	2	4	
-	3	Tucker Sean	OH	0	0	0	0	
-	6	Hamilton Kyle	OP	0	2	12	14	
-	11	Saraiva Robert	MB	0	0	0	0	
-	13	Sousa Brandon	S	0	0	9	9	
<b>Total Team</b>				12	12	50	74	4.00


**Team**


Total Team	25	2	27
------------	----	---	----



**Dig**


Rk	No	Name	Pos.	Digs	Faults	Receptions	Total Attempts	Avg. by set
1	5	Rymon-Lipinski Alexander	MB	7	1	1	9	2.33
2	4	Siese Tyler	OH	6	2	0	8	2.00
3	7	Barnett Benjamin	MB	5	4	1	10	1.67
4	6	Hamilton Kyle	OP	2	0	0	2	0.67
5	1	Wilson Joshua	OH	1	0	1	2	0.33
13		Sousa Brandon	S	1	1	1	3	0.33
-	2	Cooke Braedon	OP	0	1	0	1	
-	3	Tucker Sean	OH	0	0	0	0	
-	11	Saraiva Robert	MB	0	0	0	0	
<b>Total Team</b>				22	9	4	35	7.33

 <b>Set</b>	Rk	No	Name	Pos.	Running Sets	Faults	Still Sets	Total Attempts	Avg. by set
	1	13	Sousa Brandon	S	28	2	32	62	9.33
	-	1	Wilson Joshua	OH	0	0	0	0	
	-	2	Cooke Braedon	OP	0	0	0	0	
	-	3	Tucker Sean	OH	0	0	0	0	
	-	4	Siese Tyler	OH	0	1	1	2	
	-	5	Rymon-Lipinski Alexander	MB	0	0	1	1	
	-	6	Hamilton Kyle	OP	0	0	0	0	
	-	7	Barnett Benjamin	MB	0	0	1	1	
	-	11	Saraiva Robert	MB	0	0	0	0	
<b>Total Team</b>					28	3	35	66	9.33

 <b>Reception</b> Limit: 20.00%	Rk	No	Name	Pos.	Excellents	Faults	Serve Receptions	Total Attempts	Eff. %
	1	2	Cooke Braedon	OP	7	0	2	9	77.78
	2	4	Siese Tyler	OH	10	0	7	17	58.82
	-	1	Wilson Joshua	OH	3	0	2	5	
	-	3	Tucker Sean	OH	0	0	0	0	
	-	5	Rymon-Lipinski Alexander	MB	6	0	2	8	
	-	6	Hamilton Kyle	OP	0	0	0	0	
	-	7	Barnett Benjamin	MB	1	0	3	4	
	-	11	Saraiva Robert	MB	0	0	0	0	
	-	13	Sousa Brandon	S	0	0	1	1	
<b>Total Team</b>					27	0	17	44	61.36




## IVB • Virgin Islands, British



**Attack**

Limit: 15.00%

Rk	No	Name	Pos.	Attacks	Faults	Shots	Total Attempts	Succ. %
1	3	Christopher Malcolm	MB	6	1	4	11	54.55
2	12	Joseph Mikey	OP	7	3	6	16	43.75
3	5	Wattley Javin	OH	5	5	5	15	33.33
4	1	Panchoo Kymal	OH	4	8	4	16	25.00
-	2	Singh Ricky	S	0	0	2	2	
-	7	Marquis Canice	OH	0	0	1	1	
-	9	George J'adon	L	0	0	0	0	
-	10	Mitcham D'Andre	MB	0	0	0	0	
-	11	Davis Jevon	S	0	0	1	1	
-	13	Ramirez Dishmey Jose Miguel	MB	2	2	2	6	
<b>Total Team</b>				24	19	25	68	35.29



**Block**

Rk	No	Name	Pos.	Kill Blocks	Faults	Rebounds	Total Attempts	Avg. by set
1	12	Joseph Mikey	OP	3	2	2	7	1.00
2	11	Davis Jevon	S	1	2	1	4	0.33
-	1	Panchoo Kymal	OH	0	2	1	3	
-	2	Singh Ricky	S	0	4	0	4	
-	3	Christopher Malcolm	MB	0	1	0	1	
-	5	Wattley Javin	OH	0	1	0	1	
-	7	Marquis Canice	OH	0	0	1	1	
-	9	George J'adon	L	0	0	0	0	
-	10	Mitcham D'Andre	MB	0	1	0	1	
-	13	Ramirez Dishmey Jose Miguel	MB	0	5	2	7	
<b>Total Team</b>				4	18	7	29	1.33



**Serve**

Rk	No	Name	Pos.	Aces	Faults	Serve Hits	Total Attempts	Avg. by set
-	1	Panchoo Kymal	OH	0	1	6	7	
-	2	Singh Ricky	S	0	1	5	6	
-	3	Christopher Malcolm	MB	0	1	7	8	
-	5	Wattley Javin	OH	0	4	6	10	
-	7	Marquis Canice	OH	0	0	2	2	
-	9	George J'adon	L	0	0	0	0	
-	10	Mitcham D'Andre	MB	0	0	1	1	
-	11	Davis Jevon	S	0	0	2	2	
-	12	Joseph Mikey	OP	0	0	9	9	
-	13	Ramirez Dishmey Jose Miguel	MB	0	0	6	6	
<b>Total Team</b>				0	7	44	51	

**Team**


Total Team		21	4		25	
------------	--	----	---	--	----	--




**Dig**

Rk	No	Name	Pos.	Digs	Faults	Receptions	Total Attempts	Avg. by set
1	1	Panchoo Kymal	OH	5	3	1	9	1.67
2	5	Wattley Javin	OH	3	5	1	9	1.00
	12	Joseph Mikey	OP	3	1	1	5	1.00
4	10	Mitcham D'Andre	MB	1	0	0	1	0.33
	13	Ramirez Dishmey Jose Miguel	MB	1	2	1	4	0.33
-	2	Singh Ricky	S	0	1	0	1	
-	3	Christopher Malcolm	MB	0	2	0	2	
-	7	Marquis Canice	OH	0	1	1	2	
-	9	George J'adon	L	0	0	0	0	
-	11	Davis Jevon	S	0	0	1	1	
<b>Total Team</b>				13	15	6	34	4.33



 <b>Set</b>	Rk	No	Name	Pos.	Running Sets	Faults	Still Sets	Total Attempts	Avg. by set
	1	2	Singh Ricky	S	11	1	19	31	3.67
	2	11	Davis Jevon	S	7	2	19	28	2.33
	-	1	Panchoo Kymal	OH	0	0	1	1	
	-	3	Christopher Malcolm	MB	0	0	0	0	
	-	5	Wattley Javin	OH	0	0	1	1	
	-	7	Marquis Canice	OH	0	0	1	1	
	-	9	George J'adon	L	0	0	0	0	
	-	10	Mitcham D'Andre	MB	0	0	0	0	
	-	12	Joseph Mikey	OP	0	0	3	3	
-	13	Ramirez Dishmey Jose Miguel	MB	0	0	2	2		
<b>Total Team</b>					18	3	46	67	6.00


 <b>Reception</b>  Limit: 20.00%	Rk	No	Name	Pos.	Excellents	Faults	Serve Receptions	Total Attempts	Eff. %
	1	1	Panchoo Kymal	OH	12	2	7	21	47.62
	2	5	Wattley Javin	OH	5	7	7	19	-10.53
	-	2	Singh Ricky	S	0	0	0	0	
	-	3	Christopher Malcolm	MB	3	0	1	4	
	-	7	Marquis Canice	OH	1	0	4	5	
	-	9	George J'adon	L	1	0	1	2	
	-	10	Mitcham D'Andre	MB	0	0	0	0	
	-	11	Davis Jevon	S	0	0	0	0	
	-	12	Joseph Mikey	OP	1	0	2	3	
-	13	Ramirez Dishmey Jose Miguel	MB	2	1	3	6		
<b>Total Team</b>					25	10	25	60	25.00

**Match:** 19    **Date:** 26/10/2024    **Spectators:** 150  
**City:** Saint John's  
**Hall:** YMCA Complex  
**Match duration:** **Start:** 19:00    **End:** 20:39    **Total:** 1:39

Teams	Sets	1	2	3	4	5	Total
<b>ANT</b>	<b>3</b>	25	20	25	25		95
<b>GRN</b>	<b>1</b>	13	25	18	22		78
<b>Duration:</b>		0:18	0:24	0:23	0:25		1:30




## ANT • Antigua and Barbuda



**Attack**


Limit: 15.00%

Rk	No	Name	Pos.	Attacks	Faults	Shots	Total Attempts	Succ. %
1	6	Constant Adrian	OP	16	8	7	31	51.61
2	9	James Jamarie	OH	10	5	8	23	43.48
-	1	Freeland George	OP	0	0	0	0	
-	2	Hamilton Michael	L	0	0	0	0	
-	3	Bonnie Dwight	MB	7	1	2	10	
-	4	Thomas Collin	S	1	0	4	5	
-	5	Auguste Yashid	L	0	0	0	0	
-	7	Cabrall Kylon	OH	0	0	0	0	
-	8	Daley Barrymore	S	0	0	0	0	
-	10	Mathurin Erwin	OH	5	3	2	10	
-	11	Richards Ronel	MB	2	1	6	9	
-	12	Joseph Kemarni	MB	0	0	0	0	
-	13	Rouse Dave	S	0	0	0	0	
-	14	Davis Cairon	MB	0	0	0	0	
<b>Total Team</b>				41	18	29	88	46.59



**Block**


Rk	No	Name	Pos.	Kill Blocks	Faults	Rebounds	Total Attempts	Avg. by set
1	3	Bonnie Dwight	MB	3	1	4	8	0.75
	11	Richards Ronel	MB	3	4	0	7	0.75
3	4	Thomas Collin	S	1	4	0	5	0.25
-	1	Freeland George	OP	0	0	0	0	
-	2	Hamilton Michael	L	0	0	0	0	
-	5	Auguste Yashid	L	0	0	0	0	
-	6	Constant Adrian	OP	0	1	0	1	
-	7	Cabrall Kylon	OH	0	0	0	0	
-	8	Daley Barrymore	S	0	1	1	2	
-	9	James Jamarie	OH	0	1	1	2	
-	10	Mathurin Erwin	OH	0	1	1	2	
-	12	Joseph Kemarni	MB	0	0	0	0	
-	13	Rouse Dave	S	0	0	0	0	
-	14	Davis Cairon	MB	0	0	0	0	
<b>Total Team</b>				7	13	7	27	1.75





**Serve**

Rk	No	Name	Pos.	Aces	Faults	Serve Hits	Total Attempts	Avg. by set
1	10	Mathurin Erwin	OH	4	2	11	17	1.00
2	9	James Jamarie	OH	3	6	8	17	0.75
3	3	Bonnie Dwight	MB	2	1	12	15	0.50
4	11	Richards Ronel	MB	1	1	11	13	0.25
-	1	Freeland George	OP	0	0	0	0	
-	2	Hamilton Michael	L	0	0	0	0	
-	4	Thomas Collin	S	0	0	5	5	
-	5	Auguste Yashid	L	0	0	0	0	
-	6	Constant Adrian	OP	0	1	10	11	
-	7	Cabrall Kylon	OH	0	0	0	0	
-	8	Daley Barrymore	S	0	0	16	16	
-	12	Joseph Kemarni	MB	0	0	0	0	
-	13	Rouse Dave	S	0	0	0	0	
-	14	Davis Cairon	MB	0	0	0	0	
<b>Total Team</b>				10	11	73	94	2.50

<b>Team</b>	Total Team	37	2		39	
-------------	------------	----	---	--	----	--

 <b>Dig</b>	Rk	No	Name	Pos.	Digs	Faults	Receptions	Total Attempts	Avg. by set
	1	5	Auguste Yashid	L	10	11	4	25	2.50
	2	6	Constant Adrian	OP	4	4	3	11	1.00
		9	James Jamarie	OH	4	5	2	11	1.00
	4	3	Bonnie Dwight	MB	2	0	0	2	0.50
		4	Thomas Collin	S	2	2	4	8	0.50
	6	8	Daley Barrymore	S	1	1	0	2	0.25
	10	10	Mathurin Erwin	OH	1	3	0	4	0.25
	-	1	Freeland George	OP	0	0	0	0	
	-	2	Hamilton Michael	L	0	0	0	0	
-	7	Cabrall Kylon	OH	0	0	0	0		
-	11	Richards Ronel	MB	0	2	1	3		
-	12	Joseph Kemarni	MB	0	0	0	0		
-	13	Rouse Dave	S	0	0	0	0		
-	14	Davis Cairon	MB	0	0	0	0		
<b>Total Team</b>					24	28	14	66	6.00


 <b>Set</b>	Rk	No	Name	Pos.	Running Sets	Faults	Still Sets	Total Attempts	Avg. by set
	1	8	Daley Barrymore	S	8	2	35	45	2.00
	2	4	Thomas Collin	S	7	0	25	32	1.75
	-	1	Freeland George	OP	0	0	0	0	
	-	2	Hamilton Michael	L	0	0	0	0	
	-	3	Bonnie Dwight	MB	0	0	6	6	
	-	5	Auguste Yashid	L	0	0	0	0	
	-	6	Constant Adrian	OP	0	0	0	0	
	-	7	Cabrall Kylon	OH	0	0	0	0	
	-	9	James Jamarie	OH	0	0	1	1	
-	10	Mathurin Erwin	OH	0	0	2	2		
-	11	Richards Ronel	MB	0	0	1	1		
-	12	Joseph Kemarni	MB	0	0	0	0		
-	13	Rouse Dave	S	0	0	0	0		
-	14	Davis Cairon	MB	0	0	0	0		
<b>Total Team</b>					15	2	70	87	3.75


 <b>Reception</b>	Rk	No	Name	Pos.	Excellents	Faults	Serve Receptions	Total Attempts	Eff. %
	1	5	Auguste Yashid	L	16	1	10	27	55.56
	2	6	Constant Adrian	OP	7	1	6	14	42.86
	3	10	Mathurin Erwin	OH	7	1	7	15	40.00
	-	1	Freeland George	OP	0	0	0	0	
	-	2	Hamilton Michael	L	0	0	0	0	
	-	3	Bonnie Dwight	MB	0	0	0	0	
	-	4	Thomas Collin	S	3	0	1	4	
	-	7	Cabrall Kylon	OH	0	0	0	0	
	-	8	Daley Barrymore	S	0	0	0	0	
-	9	James Jamarie	OH	1	1	1	3		
-	11	Richards Ronel	MB	0	0	0	0		
-	12	Joseph Kemarni	MB	0	0	0	0		
-	13	Rouse Dave	S	0	0	0	0		
-	14	Davis Cairon	MB	0	0	0	0		
<b>Total Team</b>					34	4	25	63	47.62


Limit: 20.00%




GRN • Grenada


 <b>Attack</b>  Limit: 15.00%	Rk	No	Name	Pos.	Attacks	Faults	Shots	Total Attempts	Succ. %
	1	7	Phillip Jonell	OH	11	8	3	22	50.00
	2	8	John Nikel	OP	8	3	7	18	44.44
	3	9	Oxford Darron Christopher	OP	11	7	9	27	40.74
	4	11	Phillip Jerron	MB	8	4	8	20	40.00
	-	1	Nelson Isaac	S	1	0	0	1	
	-	2	Noel Jamie	S	1	2	2	5	
	-	3	John Antonio	OH	0	0	1	1	
	-	4	Andrews Akim	OH	0	0	0	0	
	-	5	Emmons Acea	MB	0	0	0	0	
	-	6	Justin Thad	MB	0	0	0	0	
	-	10	Mitchell Jenson	MB	1	2	4	7	
	-	12	Clarke oba	OH	0	1	0	1	
	-	13	Roberts Gennartson	L	0	0	0	0	
	-	14	Wall Kyle	L	0	0	0	0	
<b>Total Team</b>					41	27	34	102	40.20


 <b>Block</b>	Rk	No	Name	Pos.	Kill Blocks	Faults	Rebounds	Total Attempts	Avg. by set
	1	8	John Nikel	OP	3	0	2	5	0.75
	2	9	Oxford Darron Christopher	OP	2	2	1	5	0.50
		10	Mitchell Jenson	MB	2	5	2	9	0.50
	-	1	Nelson Isaac	S	0	0	0	0	
	-	2	Noel Jamie	S	0	4	0	4	
	-	3	John Antonio	OH	0	0	0	0	
	-	4	Andrews Akim	OH	0	0	0	0	
	-	5	Emmons Acea	MB	0	0	0	0	
	-	6	Justin Thad	MB	0	0	0	0	
	-	7	Phillip Jonell	OH	0	0	0	0	
	-	11	Phillip Jerron	MB	0	4	1	5	
	-	12	Clarke oba	OH	0	0	0	0	
	-	13	Roberts Gennartson	L	0	0	0	0	
	-	14	Wall Kyle	L	0	0	0	0	
<b>Total Team</b>					7	15	6	28	1.75

 <b>Serve</b>	Rk	No	Name	Pos.	Aces	Faults	Serve Hits	Total Attempts	Avg. by set
	1	2	Noel Jamie	S	3	1	14	18	0.75
	2	9	Oxford Darron Christopher	OP	1	1	10	12	0.25
		10	Mitchell Jenson	MB	1	3	9	13	0.25
	-	1	Nelson Isaac	S	0	0	0	0	
	-	3	John Antonio	OH	0	0	1	1	
	-	4	Andrews Akim	OH	0	0	0	0	
	-	5	Emmons Acea	MB	0	0	0	0	
	-	6	Justin Thad	MB	0	0	0	0	
	-	7	Phillip Jonell	OH	0	4	4	8	
	-	8	John Nikel	OP	0	1	11	12	
	-	11	Phillip Jerron	MB	0	5	9	14	
	-	12	Clarke oba	OH	0	0	1	1	
	-	13	Roberts Gennartson	L	0	0	0	0	
	-	14	Wall Kyle	L	0	0	0	0	
<b>Total Team</b>					5	15	59	79	1.25

Team	Total Team	Attacks	Faults	Shots	Total Attempts
	Total Team	25	1		26

 Dig	Rk	No	Name	Pos.	Digs	Faults	Receptions	Total Attempts	Avg. by set
	1	13	Roberts Gennartson	L	6	9	4	19	1.50
	2	7	Phillip Jonell	OH	5	3	0	8	1.25
	3	8	John Nikel	OP	4	5	2	11	1.00
	9	Oxford Darron Christopher	OP	4	3	1	8	1.00	
	5	2	Noel Jamie	S	2	3	2	7	0.50
	-	1	Nelson Isaac	S	0	1	1	2	
	-	3	John Antonio	OH	0	1	0	1	
	-	4	Andrews Akim	OH	0	0	0	0	
	-	5	Emmons Acea	MB	0	0	0	0	
-	6	Justin Thad	MB	0	0	0	0		
-	10	Mitchell Jenson	MB	0	1	1	2		
-	11	Phillip Jerron	MB	0	0	1	1		
-	12	Clarke oba	OH	0	0	0	0		
-	14	Wall Kyle	L	0	0	0	0		
<b>Total Team</b>					21	26	12	59	5.25


 Set	Rk	No	Name	Pos.	Running Sets	Faults	Still Sets	Total Attempts	Avg. by set
	1	2	Noel Jamie	S	16	1	60	77	4.00
	2	1	Nelson Isaac	S	3	0	3	6	0.75
	-	3	John Antonio	OH	0	0	0	0	
	-	4	Andrews Akim	OH	0	0	0	0	
	-	5	Emmons Acea	MB	0	0	0	0	
	-	6	Justin Thad	MB	0	0	0	0	
	-	7	Phillip Jonell	OH	0	1	4	5	
	-	8	John Nikel	OP	0	0	3	3	
	-	9	Oxford Darron Christopher	OP	0	0	1	1	
-	10	Mitchell Jenson	MB	0	0	0	0		
-	11	Phillip Jerron	MB	0	0	2	2		
-	12	Clarke oba	OH	0	0	0	0		
-	13	Roberts Gennartson	L	0	0	2	2		
-	14	Wall Kyle	L	0	0	0	0		
<b>Total Team</b>					19	2	75	96	4.75


 Reception  Limit: 20.00%	Rk	No	Name	Pos.	Excellents	Faults	Serve Receptions	Total Attempts	Eff. %
	1	9	Oxford Darron Christopher	OP	11	2	9	22	40.91
	2	13	Roberts Gennartson	L	15	4	13	32	34.38
	-	1	Nelson Isaac	S	0	0	0	0	
	-	2	Noel Jamie	S	0	0	0	0	
	-	3	John Antonio	OH	0	0	0	0	
	-	4	Andrews Akim	OH	0	0	0	0	
	-	5	Emmons Acea	MB	0	0	0	0	
	-	6	Justin Thad	MB	0	0	0	0	
	-	7	Phillip Jonell	OH	8	0	8	16	
-	8	John Nikel	OP	3	3	5	11		
-	10	Mitchell Jenson	MB	0	0	1	1		
-	11	Phillip Jerron	MB	0	0	0	0		
-	12	Clarke oba	OH	0	0	0	0		
-	14	Wall Kyle	L	0	0	0	0		
<b>Total Team</b>					37	9	36	82	34.15


**Match:** 20    **Date:** 26/10/2024    **Spectators:** 160  
**City:** Saint John's  
**Hall:** YMCA Complex  
**Match duration:** **Start:** 21:20    **End:** 22:41    **Total:** 1:21

Teams	Sets	1	2	3	4	5	Total
<b>LCA</b>	<b>3</b>	25	25	25			75
<b>SXM</b>	<b>0</b>	20	18	23			61
<b>Duration:</b>		0:23	0:22	0:29			1:14


 **LCA • Saint Lucia**


 <b>Attack</b>  Limit: 15.00%	Rk	No	Name	Pos.	Attacks	Faults	Shots	Total Attempts	Succ. %
	1	2	Descartes Sheldon	OH	12	2	5	19	63.16
	2	1	Clercent Joseph	OH	10	4	6	20	50.00
	-	3	Emmanuel Peter	MB	3	2	2	7	
	-	4	Lamontagne Fabio	OH	5	1	4	10	
	-	5	Son Lance	MB	0	0	0	0	
	-	6	Eudoxie Darnel	MB	1	0	1	2	
	-	7	Louis Scott	OH	0	0	6	6	
	-	8	Sonson Raysean	S	0	0	0	0	
	-	9	Myers-James Daniel	OH	1	1	3	5	
	-	10	Remy Kernel	S	0	0	0	0	
-	11	Levi Leonce	OH	5	1	3	9		
<b>Total Team</b>					37	11	30	78	47.44


 <b>Block</b>	Rk	No	Name	Pos.	Kill Blocks	Faults	Rebounds	Total Attempts	Avg. by set
	1	1	Clercent Joseph	OH	3	0	1	4	1.00
	2	2	Descartes Sheldon	OH	1	2	1	4	0.33
	-	3	Emmanuel Peter	MB	1	3	2	6	0.33
	-	4	Lamontagne Fabio	OH	0	3	4	7	
	-	5	Son Lance	MB	0	0	0	0	
	-	6	Eudoxie Darnel	MB	0	3	4	7	
	-	7	Louis Scott	OH	0	2	0	2	
	-	8	Sonson Raysean	S	0	1	0	1	
	-	9	Myers-James Daniel	OH	0	0	0	0	
	-	10	Remy Kernel	S	0	0	0	0	
-	11	Levi Leonce	OH	0	0	1	1		
<b>Total Team</b>					5	14	13	32	1.67

 <b>Serve</b>	Rk	No	Name	Pos.	Aces	Faults	Serve Hits	Total Attempts	Avg. by set
	1	3	Emmanuel Peter	MB	2	2	10	14	0.67
	-	4	Lamontagne Fabio	OH	2	1	16	19	0.67
	3	6	Eudoxie Darnel	MB	1	0	8	9	0.33
	-	8	Sonson Raysean	S	1	1	2	4	0.33
	-	11	Levi Leonce	OH	1	0	8	9	0.33
	-	1	Clercent Joseph	OH	0	3	4	7	
	-	2	Descartes Sheldon	OH	0	2	4	6	
	-	5	Son Lance	MB	0	0	0	0	
	-	7	Louis Scott	OH	0	0	3	3	
	-	9	Myers-James Daniel	OH	0	1	1	2	
-	10	Remy Kernel	S	0	0	1	1		
<b>Total Team</b>					7	10	57	74	2.33

Team	Total Team	26	2		28
------	------------	----	---	--	----

 <b>Dig</b>	Rk	No	Name	Pos.	Digs	Faults	Receptions	Total Attempts	Avg. by set
	1	1	Clercent Joseph	OH	6	0	0	6	2.00
	2	3	Emmanuel Peter	MB	5	4	2	11	1.67
	3	2	Descartes Sheldon	OH	4	3	1	8	1.33
	6		Eudoxie Darnel	MB	4	1	3	8	1.33
	5	11	Levi Leonce	OH	3	4	0	7	1.00
	6	4	Lamontagne Fabio	OH	2	1	3	6	0.67
	7		Louis Scott	OH	1	1	0	2	0.33
	9		Myers-James Daniel	OH	1	1	0	2	0.33
	10		Remy Kernel	S	1	0	0	1	0.33
-	5	Son Lance	MB	0	0	0	0		
-	8	Sonson Raysean	S	0	0	0	0		
<b>Total Team</b>					27	15	9	51	9.00


 <b>Set</b>	Rk	No	Name	Pos.	Running Sets	Faults	Still Sets	Total Attempts	Avg. by set
	1	6	Eudoxie Darnel	MB	8	3	33	44	2.67
	2	8	Sonson Raysean	S	2	1	20	23	0.67
	3	3	Emmanuel Peter	MB	1	0	2	3	0.33
	-	1	Clercent Joseph	OH	0	0	3	3	
	-	2	Descartes Sheldon	OH	0	0	1	1	
	-	4	Lamontagne Fabio	OH	0	0	3	3	
	-	5	Son Lance	MB	0	0	0	0	
	-	7	Louis Scott	OH	0	0	0	0	
	-	9	Myers-James Daniel	OH	0	0	1	1	
-	10	Remy Kernel	S	0	0	0	0		
-	11	Levi Leonce	OH	0	0	1	1		
<b>Total Team</b>					11	4	64	79	3.67


 <b>Reception</b>  Limit: 20.00%	Rk	No	Name	Pos.	Excellents	Faults	Serve Receptions	Total Attempts	Eff. %
	1	2	Descartes Sheldon	OH	6	0	5	11	54.55
	-	1	Clercent Joseph	OH	7	0	1	8	
	-	3	Emmanuel Peter	MB	0	0	3	3	
	-	4	Lamontagne Fabio	OH	3	1	5	9	
	-	5	Son Lance	MB	0	0	0	0	
	-	6	Eudoxie Darnel	MB	1	0	3	4	
	-	7	Louis Scott	OH	0	1	2	3	
	-	8	Sonson Raysean	S	0	0	0	0	
	-	9	Myers-James Daniel	OH	0	0	5	5	
-	10	Remy Kernel	S	0	2	2	4		
-	11	Levi Leonce	OH	3	1	2	6		
<b>Total Team</b>					20	5	28	53	28.30







## SXM • Sint-Maarten


 <b>Attack</b>  Limit: 15.00%	Rk	No	Name	Pos.	Attacks	Faults	Shots	Total Attempts	Succ. %	
	1	7	Meulens Rajheem	OH	12	5	12	29	41.38	
	2	8	Romeo Leonardo	S	9	6	11	26	34.62	
	-	1	Farquharson Ty	S	0	1	1	2		
	-	2	Valies Riegmar	OP	3	2	6	11		
	-	4	Augustine Allinton	OH	0	2	4	6		
	-	5	Kwiatkowski Marcin	L	0	0	0	0		
	-	6	Richardson Quentin	OP	0	0	0	0		
	-	10	Gumbs Jagdeo	MB	4	0	5	9		
	-	11	Hernandez Geoffry	MB	2	0	1	3		
	-	12	Servani Eckersly	L	0	0	0	0		
	<b>Total Team</b>					30	16	40	86	34.88


 <b>Block</b>	Rk	No	Name	Pos.	Kill Blocks	Faults	Rebounds	Total Attempts	Avg. by set	
	1	10	Gumbs Jagdeo	MB	2	2	1	5	0.67	
	2	4	Augustine Allinton	OH	1	2	0	3	0.33	
	-	1	Farquharson Ty	S	0	1	0	1		
	-	2	Valies Riegmar	OP	0	2	0	2		
	-	5	Kwiatkowski Marcin	L	0	0	0	0		
	-	6	Richardson Quentin	OP	0	0	0	0		
	-	7	Meulens Rajheem	OH	0	0	0	0		
	-	8	Romeo Leonardo	S	0	2	1	3		
	-	11	Hernandez Geoffry	MB	0	3	4	7		
	-	12	Servani Eckersly	L	0	0	0	0		
	<b>Total Team</b>					3	12	6	21	1.00

 <b>Serve</b>	Rk	No	Name	Pos.	Aces	Faults	Serve Hits	Total Attempts	Avg. by set	
	1	7	Meulens Rajheem	OH	2	1	10	13	0.67	
		11	Hernandez Geoffry	MB	2	2	10	14	0.67	
	3	4	Augustine Allinton	OH	1	2	7	10	0.33	
	-	1	Farquharson Ty	S	0	0	0	0		
	-	2	Valies Riegmar	OP	0	0	8	8		
	-	5	Kwiatkowski Marcin	L	0	0	0	0		
	-	6	Richardson Quentin	OP	0	0	0	0		
	-	8	Romeo Leonardo	S	0	2	9	11		
	-	10	Gumbs Jagdeo	MB	0	2	4	6		
	-	12	Servani Eckersly	L	0	0	0	0		
	<b>Total Team</b>					5	9	48	62	1.67

Team	Total Team	23	1	24

 <b>Dig</b>	Rk	No	Name	Pos.	Digs	Faults	Receptions	Total Attempts	Avg. by set	
	1	5	Kwiatkowski Marcin	L	6	10	2	18	2.00	
	2	2	Valies Riegmar	OP	5	4	2	11	1.67	
	3	8	Romeo Leonardo	S	3	4	2	9	1.00	
		10	Gumbs Jagdeo	MB	3	0	1	4	1.00	
	5	7	Meulens Rajheem	OH	2	3	1	6	0.67	
	6	6	Richardson Quentin	OP	1	0	0	1	0.33	
		11	Hernandez Geoffry	MB	1	1	1	3	0.33	
	-	1	Farquharson Ty	S	0	1	3	4		
	-	4	Augustine Allinton	OH	0	1	1	2		
	-	12	Servani Eckersly	L	0	0	0	0		
	<b>Total Team</b>					21	24	13	58	7.00

 <b>Set</b>	Rk	No	Name	Pos.	Running Sets	Faults	Still Sets	Total Attempts	Avg. by set
	1	4	Augustine Allinton	OH	5	2	46	53	1.67
	-	1	Farquharson Ty	S	0	2	2	4	
	-	2	Valies Riegmar	OP	0	1	10	11	
	-	5	Kwiatkowski Marcin	L	0	0	2	2	
	-	6	Richardson Quentin	OP	0	0	0	0	
	-	7	Meulens Rajheem	OH	0	0	3	3	
	-	8	Romeo Leonardo	S	0	0	1	1	
	-	10	Gumbs Jagdeo	MB	0	1	2	3	
	-	11	Hernandez Geoffry	MB	0	0	1	1	
-	12	Servani Eckersly	L	0	0	0	0		
<b>Total Team</b>					5	6	67	78	1.67

 <b>Reception</b>  Limit: 20.00%	Rk	No	Name	Pos.	Excellents	Faults	Serve Receptions	Total Attempts	Eff. %
	1	8	Romeo Leonardo	S	13	3	14	30	33.33
	2	7	Meulens Rajheem	OH	7	2	11	20	25.00
	3	5	Kwiatkowski Marcin	L	2	2	9	13	
	-	1	Farquharson Ty	S	0	0	0	0	
	-	2	Valies Riegmar	OP	0	0	0	0	
	-	4	Augustine Allinton	OH	0	0	1	1	
	-	6	Richardson Quentin	OP	0	0	0	0	
	-	10	Gumbs Jagdeo	MB	0	0	0	0	
	-	11	Hernandez Geoffry	MB	0	0	0	0	
-	12	Servani Eckersly	L	0	0	0	0		
<b>Total Team</b>					22	7	35	64	23.44



 ST. JOHNS, ANTIGUA & BARBUDA

---

## St Lucia affirms semi-final place with 3-0 win over St Maarten

**ST JOHN'S, Antigua and Barbuda, October 26, 2024:** St Lucia formalized their semi-final place with a disciplined win versus St Maarten in the final preliminary round match of the 2024 Eastern Caribbean Volleyball Association (ECVA) Senior Men's Championships here at the YMCA Sports Complex,

Despite some stumbles along the way, and rear-guard action from St Maarten, St Lucia prevailed 3-0 (25-20, 25-18, 25-23).

As the scores reflected, St Lucia had to dig deep in the third set to prevent the match being extended, as St Maarten was their own undoing, committing several unforced errors.

It meant that St Lucia finished the preliminaries with three wins and one defeat, whilst St Maarten had two wins and the same number of losses.

With a crack at the title, St Lucia's Head Coach – Harven Brown projected that their loss to Dominica will be the lone hiccup, thus, they are focused on winning their next two matches.

“Let me just say that last night versus Dominica, we had our one bad game for the tournament. We tweaked a few things, we strategized and came out with a different approach tonight, so it feels good to be in the semi-finals and we are going all the way”, Brown advanced.

St Lucia plays Pool A winners – Antigua and Barbuda in the semi-finals.

Meanwhile, St Maarten's Head Coach- Clayton Holiday, gave an average mark to his team's output overall in the four matches.

“With the juniors in the team, I would say that they gave it a good effort, it is just that they fell short of their focus and concentration in crucial times, but the principles what I find they could have done, just that they were not consistent enough”, Holiday assessed.

Holiday a deep evaluation will be made of the team's performance, and the necessary programs be put in place in the St Maarten Volleyball setup.



 ST. JOHNS, ANTIGUA & BARBUDA

---

### Bermuda finishes Pool A with win over British Virgin Islands

**ST JOHN'S, Antigua and Barbuda, October 25, 2024:** Bermuda completed their sojourn in the 2024 Eastern Caribbean Volleyball Association (ECVA) Senior Men's Championships here at the YMCA Sports Complex, with a 3-0 (26-24, 25-12, 25-13) win over the British Virgin Islands.

It meant that the Bermudans ended the championships with a 2:2 win/ loss ratio.

Summing up his team's efforts, Head Coach of Bermuda- Michael Smith assessed: "I thought the team played really well...We had a solid game plan coming into the tournament, just wanting work on the fundamentals, play our game, as simple game of Volleyball and I think the guys really did that".

Looking to the future of Volleyball in Bermuda, Smith proffered: "We have a bunch of young guys coming up, their first time here, so they know what they are up against, they can go back, we would look at films and see what we need to improve on",

On the other hand, it the British Virgin Islands, who had no wins from their four matches, but their Head Coach- Stephen Payne believes they can fix that in the very near future.

Payne thumbed, "Technically, we need to be more sound and more consistent", but believed that in the very short term, and with the right programmes based on analyses, they will be turning the corners.

Meanwhile, Mikey Joseph, the British Virgin Islands' Co- Captain, also sees positivity ahead.

"What we have to do is having that mindset of a higher level of play. We have been up and down, but now that a lot of the younger guys have had that experience, we will be reminding them to keep that mindset, keep that mindset", Joseph projected.

Bermuda finished third in Pool A, while the winless British Virgin Islands ended in fifth place in the five- team pool.



 ST. JOHNS, ANTIGUA & BARBUDA

---

### Dominica tops Pool B with dominance

**ST JOHN'S, Antigua and Barbuda, October 26, 2024:** Dominica finished the preliminary round of the 2024 Eastern Caribbean Volleyball Association (ECVA) Senior Men's Championships here at the YMCA Sports Complex, by topping Pool B.

A painless 3-0(25-7, 25-5, 25-7) win over Saba, saw Dominica ending with a 4:0 win/ loss ratio.

In sheering dominance, Dominica allowed Saba into the match, as they executed their plays with consummate ease.

In his assessment of his team's final preliminary round match, Dominica's Head Coach- Brian Galvas said: "We executed, we put a lot of pressure on the team today and that was reflective in the score. If you can control your own side and can execute, you have a really good chance against any side".

Ahead of the semi-finals, Gavlas added: Our intention coming here was to make the playoff round and we accomplished that; our intention is to get better after each match".

But whilst Dominica glowed in all matches in the preliminary round, for Saba, it was the reverse, as they lost all four matches.

This tale left Saba's Head Coach- Kemaull Lee stating: "Throughout the tournament, we had some patches where we played well, especially against Anguilla, but we were just not consistent with the fundamentals of the game".

Lee, however, assured that work will be done in Saba to ensure that a better showing is had in ensuing championships.