

2024.10.25

**ECVA**  
Men's Championship

**BULLETIN**  
No. 4



📍 ST. JOHNS, ANTIGUA & BARBUDA







FEDERATION  
INTERNATIONALE  
DE VOLLEYBALL



0-1

UNIFORM COLOURS  
Couleur de l'uniforme

CITY: Ville:

DATE:  TIME: Heure:

REGISTERED COLOURS / Couleurs enregistrées :  
(ONLY SHIRT COLOUR - seulement la couleur du maillot)

POOL/PHASE: Groupe/Phase:

	GRN	BER	ANT	EUX	IVB	
1	Black	Pink	Red	Yellow	Green	
2	Red	Blue	White	Green	Yellow	
3						

MATCH SCHEDULE Calendrier des matches				TEAMS CHOICE (1-2 OR 3) Choix des équipes (1-2 ou 3)				ECVA DECISION Décision de la ECVA	
DATE:	No. Match	Team Equipe		1st CHOICE 1er Choix		ECVA DECISION LIBERO		A	B
		A	B	A	B	A	B		
23/10/2024	1	GRN	BER	Black	Pink			Black	Pink
23/10/2024	3	ANT	EUX	Red	Yellow			Red	Yellow
24/10/2024	5	GRN	IVB	Black	Green			Red	Green
24/10/2024	7	BER	EUX	Pink	Yellow			Blue	Green
24/10/2024	9	ANT	IVB	Red	Green			White	Yellow
25/10/2024	11	GRN	EUX	Black	Yellow			Black	Yellow
25/10/2024	13	ANT	BER	Red	Pink			Red	Pink
26/10/2024	16	IVB	EUX	Yellow	Yellow			Blue	Green
26/10/2024	18	BER	IVB	Pink	Green			Grey	Blue
26/10/2024	19	ANT	GRN	Red	Black			White	Red
27/10/2024	21								
27/10/2024	22								
27/10/2024	23								
27/10/2024	24								



FEDERATION  
INTERNATIONALE  
DE VOLLEYBALL



**0-1**

UNIFORM COLOURS  
Couleur de l'uniforme

CITY: Ville: **St. Johns**

DATE: **22/10/2024** TIME: Heure: **14:51**

REGISTERED COLOURS / Couleurs enregistrées :  
(ONLY SHIRT COLOUR - seulement la couleur du maillot)

POOL/PHASE: Groupe/Phase: **B**

	DMA	AGU	LCA	SXM	SAB	
1	Green	White	White	Red	Blue	
2	Grey	Blue	Blue	Blue	White	
3						

MATCH SCHEDULE  
Calendrier des matches

TEAMS CHOICE (1-2 OR 3)  
Choix des équipes (1-2 ou 3)

ECVA DECISION  
Décision de la ECVA

DATE:	No. Match	Team Equipe		1st CHOICE 1er Choix		ECVA DECISION LIBERO		ECVA DECISION Décision de la ECVA	
		A	B	A	B	A	B	A	B
23/10/2024	2	DMA	AGU	Green	White			Green	White
24/10/2024	4	LCA	SAB	White	Blue			White	Blue
24/10/2024	6	SXM	DMA	Red	Green			Red	Grey
24/10/2024	8	LCA	AGU	White	White			Blue	White
25/10/2024	10	AGU	SAB	Green	Blue			Blue	White
25/10/2024	12	SXM	SAB	Blue	Blue			Blue	White
25/10/2024	14	LCA	DMA	White	Green			White	Green
26/10/2024	15	SXM	AGU	Red	White			Red	White
26/10/2024	17	DMA	SAB	Green	Blue			Grey	Blue
26/10/2024	20	LCA	SXM	White	Blue			Blue	Red
27/10/2024	21								
27/10/2024	22								
27/10/2024	23								
27/10/2024	24								

## MATCHES RESULTS

### Pool A

No	Date	Teams	Set	Result per set (points)					Total Points	Duration	Spectators
				1	2	3	4	5			
1	23-Oct-2024	GRN - BER	3-1	19-25	25-22	25-20	26-24		95-91	2:04	50
3	23-Oct-2024	ANT - EUX	3-0	25-13	25-11	25-19			75-43	1:10	100
5	24-Oct-2024	GRN - IVB	3-1	14-25	25-12	25-9	25-21		89-67	1:30	50
7	24-Oct-2024	BER - EUX	3-0	25-11	25-18	25-14			75-43	0:59	50
9	24-Oct-2024	ANT - IVB	3-0	25-12	25-19	25-19			75-50	1:06	150
11	25-Oct-2024	GRN - EUX	3-0	26-24	25-19	25-17			76-60	1:17	50
13	25-Oct-2024	ANT - BER	3-2	24-26	27-29	25-19	25-14	15-9	116-97	2:14	150

### Pool B

No	Date	Teams	Set	Result per set (points)					Total Points	Duration	Spectators
				1	2	3	4	5			
2	23-Oct-2024	DMA - AGU	3-1	19-25	25-13	25-11	25-21		94-70	1:34	50
4	24-Oct-2024	LCA - SAB	3-0	25-10	25-9	25-10			75-29	1:01	50
6	24-Oct-2024	SXM - DMA	1-3	21-25	25-27	25-19	18-25		89-96	2:11	50
8	24-Oct-2024	LCA - AGU	3-0	25-16	25-19	25-21			75-56	1:24	70
10	25-Oct-2024	AGU - SAB	3-0	25-15	25-9	25-17			75-41	0:55	50
12	25-Oct-2024	SXM - SAB	3-0	25-10	25-14	25-7			75-31	0:59	50
14	25-Oct-2024	LCA - DMA	1-3	22-25	17-25	25-23	20-25		84-98	1:53	150

## TEAM RANKING

### Pool A

Rk	Code	Team	Matches			Pts	Results details							Sets			Points		
			W	L	T		3-0	3-1	3-2	2-3	1-3	0-3	W	L	Ratio	W	L	Ratio	
1	ANT	Antigua and Barbuda	3	0	3	13	2	0	1	0	0	0	9	2	4.500	266	190	1.4000	
2	GRN	Grenada	3	0	3	13	1	2	0	0	0	0	9	3	3.000	260	218	1.1927	
3	BER	Bermuda	1	2	3	8	1	0	0	1	1	0	6	6	1.000	263	254	1.0354	
4	IVB	Virgin Islands, British	0	2	2	1	0	0	0	0	1	1	1	6	0.167	117	164	0.7134	
5	EUX	Saint-Eustache	0	3	3	0	1	0	0	0	0	3	0	9	0.000	146	226	0.6460	

### Pool B

Rk	Code	Team	Matches			Pts	Results details							Sets			Points		
			W	L	T		3-0	3-1	3-2	2-3	1-3	0-3	W	L	Ratio	W	L	Ratio	
1	DMA	Dominica	3	0	3	12	0	3	0	0	0	0	9	3	3.000	288	243	1.1852	
2	LCA	Saint Lucia	2	1	3	11	2	0	0	0	1	0	7	3	2.333	234	183	1.2787	
3	SXM	Sint-Maarten	1	1	2	6	1	0	0	0	1	0	4	3	1.333	164	127	1.2913	
4	AGU	Anguilla	1	2	3	6	1	0	0	0	1	1	4	6	0.667	201	210	0.9571	
5	SAB	Saba	0	3	3	0	0	0	0	0	0	3	0	9	0.000	101	255	0.3961	



# ECVA Senior Men's Volleyball Championship 2024



[P-2] Match result

Pool B

**Match:** 10    **Date:** 25/10/2024    **Spectators:** 50  
**City:** Saint John's  
**Hall:** YMCA Complex  
**Match duration:** **Start:** 09:00    **End:** 09:55    **Total:** 0:55

Teams	Sets	1	2	3	4	5	Total
<b>AGU</b>	<b>3</b>	25	25	25			75
<b>SAB</b>	<b>0</b>	15	9	17			41
<b>Duration:</b>		0:15	0:17	0:17			0:49

**Referees:** 1st: Chesley Augustine (SXM) 2nd: Don Gordon (DMA)

AGU - Anguilla													
No	Name	Pos.	Line-up					Points by set					T.
			1	2	3	4	5	1	2	3	4	5	
1	Richardson	S	1	2	1			2	1				3
2	Sasso	MB	6	1				1	3				4
5	Fredericks	MB	3	4	3			1	6				7
6	Frank	OH	2	3	2			4	3	3			10
7	Richardson	MB			6					1			1
8	Jones (L)	L	L	L	L								
9	Vanterpool	OP	4	5				2					2
10	Reid	OH	5	6	5			2	2	5			9
11	Samuel	OH		2									
14	Smith	OP	9	4						1			1

**Coach:** Justus Connor  
**Assistant:**

SAB - Saba													
No	Name	Pos.	Line-up					Points by set					T.
			1	2	3	4	5	1	2	3	4	5	
1	Rashijden	OP	10	8									
2	Devon	MB											
3	Devorn	MB	3	3	3			2	1	4			7
4	Kamran	MB	6	6	6			1		1			2
5	Jalen	S	4	4	4			1	2				3
6	Shurendy	OH											
7	Suedaiyer	OH	1	1	1			1	1	1			3
8	Tyreke	MB	5	5	5			1	2	2			5
9	Angero	OH			2					1			1
10	Etsel	OP	2	2									

**Coach:** Kemaul Lee  
**Assistant:** Risley Lauren

## TEAMS AND PLAYERS PERFORMANCES

Won Points	Total Atts	No Name
<b>25</b>	<b>51</b>	<b>Total Team</b>
8	18	6 Frank
7	13	10 Reid
5	9	5 Fredericks
<b>4</b>	<b>10</b>	<b>Total Team</b>
1	2	2 Sasso
1	1	5 Fredericks
1	2	6 Frank
<b>8</b>	<b>74</b>	<b>Total Team</b>
3	13	1 Richardson
2	15	10 Reid
1	8	5 Fredericks
<b>38</b>		<b>Total Team</b>
<b>75</b>	<b>135</b>	<b>Total Team</b>

10	30	6 Frank
9	28	10 Reid
7	18	5 Fredericks

Scoring Skills
<b>Attack</b>
<b>Block</b>
<b>Serve</b>
<b>Opp. error</b>
<b>Total</b>
<b>Best scorers</b>

Won Points	Total Atts	No Name
<b>12</b>	<b>60</b>	<b>Total Team</b>
5	13	3 Devorn
3	12	8 Tyreke
1	6	4 Kamran
<b>5</b>	<b>16</b>	<b>Total Team</b>
2	5	5 Jalen
1	2	3 Devorn
1	2	4 Kamran
<b>4</b>	<b>42</b>	<b>Total Team</b>
2	7	8 Tyreke
1	7	3 Devorn
1	8	7 Suedaiyer
<b>20</b>		<b>Total Team</b>
<b>41</b>	<b>118</b>	<b>Total Team</b>

7	22	3 Devorn
5	19	8 Tyreke
3	24	5 Jalen


■ Starting line-up with position    Atts = Attempts    (C) = Captain    MB = Middle blocker    S = Setter  
□ Substitute with shirt number    Opp. = Opponent    (L) / L = Libero    OP = Opposite    OH = Outside Hitter







# ECVA Senior Men's Volleyball Championship 2024



[P-2] Match result

Pool A

**Match:** 11    **Date:** 25/10/2024    **Spectators:** 50  
**City:** Saint John's  
**Hall:** YMCA Complex  
**Match duration:** **Start:** 11:00    **End:** 12:17    **Total:** 1:17

Teams	Sets	1	2	3	4	5	Total
GRN	3	26	25	25			76
EUX	0	24	19	17			60
<b>Duration:</b>		0:25	0:22	0:22			1:09

**Referees:** 1st: Omari Hamilton (AGU) 2nd: David Toussaint (DMA)

GRN - Grenada															
No	Name	Pos.	Line-up					Points by set					T.		
			1	2	3	4	5	1	2	3	4	5			
1	Nelson	S	1	1	1						1	3			4
2	Noel	S													
3	John	OH	5		12									2	2
4	Andrews	OH													
5	Acea	MB	6	3	3					3	1	2			6
6	Thad	MB	3	6	6					3	1	1			5
7	Jonell	OH	2	5	5					3	5	1			9
8	John	OP	4	4	4					4	2	3			9
9	Oxford (C)	OP													
10	Mitchell	MB													
11	Phillip	MB													
12	Oliver	OH		2	2						1	4			5
13	Roberts (L)	L				L	L								
14	Wall (L)	L	L												

**Coach:** Peer Nasseir  
**Assistant:** Noel Javin

EUX - Saint-Eustache															
No	Name	Pos.	Line-up					Points by set					T.		
			1	2	3	4	5	1	2	3	4	5			
1	Patrick (C)	OH	4	5	4					4	3	1			8
2	Rivers	OP	3	4	3					2	3				5
3	Emilio	OH	1	2	1					11	5	7			23
4	Beete	OH	7												
5	Prudencia	S	6	1	6										
6	Wendell	OH				7									
7	Connell	MB	5	6	5					3		2			5
8	Robins	MB	2		2										
9	Leito	OP		3	8						2				2

**Coach:** Patricio bridgewater  
**Assistant:** Hook Esmond

## TEAMS AND PLAYERS PERFORMANCES

Won Points	Total Atts	No	Name
<b>29</b>	<b>72</b>	<b>Total Team</b>	
8	24	7	Jonell
7	16	8	John
4	5	5	Acea
<b>5</b>	<b>25</b>	<b>Total Team</b>	
2	4	6	Thad
1	9	5	Acea
1	5	8	John
<b>6</b>	<b>74</b>	<b>Total Team</b>	
2	12	1	Nelson
1	14	5	Acea
1	12	7	Jonell
<b>36</b>		<b>Total Team</b>	
<b>76</b>	<b>171</b>	<b>Total Team</b>	

Scoring Skills
<b>Attack</b>
<b>Block</b>
<b>Serve</b>
<b>Opp. error</b>
<b>Total</b>
<b>Best scorers</b>


Won Points	Total Atts	No	Name
<b>36</b>	<b>84</b>	<b>Total Team</b>	
22	35	3	Emilio
7	23	1	Patrick
4	13	2	Rivers
<b>3</b>	<b>17</b>	<b>Total Team</b>	
2	6	7	Connell
1	3	2	Rivers
0	1	1	Patrick
<b>4</b>	<b>62</b>	<b>Total Team</b>	
2	7	9	Leito
1	10	1	Patrick
1	12	3	Emilio
<b>17</b>		<b>Total Team</b>	
<b>60</b>	<b>163</b>	<b>Total Team</b>	
23	48	3	Emilio
8	34	1	Patrick
5	26	2	Rivers

■ Starting line-up with position    Atts = Attempts    (C) = Captain    MB = Middle blocker    S = Setter  
□ Substitute with shirt number    Opp. = Opponent    (L) / L = Libero    OP = Opposite    OH = Outside Hitter





# ECVA Senior Men's Volleyball Championship 2024



[P-2] Match result

Pool B

**Match:** 12    **Date:** 25/10/2024    **Spectators:** 50  
**City:** Saint John's  
**Hall:** YMCA Complex  
**Match duration:** **Start:** 17:00    **End:** 17:57    **Total:** 0:57

Teams	Sets	1	2	3	4	5	Total
<b>SXM</b>	<b>3</b>	25	25	25			75
<b>SAB</b>	<b>0</b>	10	14	7			31
<b>Duration:</b>		0:16	0:18	0:17			0:51

**Referees:** 1st: Solomon Jeremiah (GRN) 2nd: Vanessa Burke (ANT)

SXM - Sint-Maarten														
No	Name	Pos.	Line-up					Points by set					T.	
			1	2	3	4	5	1	2	3	4	5		
1	TY	S				1							3	3
2	Valies	OP	4	5			2	3					5	
4	Augustine	OH	1	2	4		2	4	2				8	
5	MARCIN (L)	L	L	L	L		1						1	
6	QUENTIN	OP		2	8				1				1	
7	Rajheem	OH	5	6	5		5	3	4				12	
8	Jeffers (C)	S	2	3	2		4	4	3				11	
10	Gumbs	MB	6	1	6									
11	GEORFFRY	MB	3	4	3		4	2	2				8	
	Ecko (L)	L												

**Coach:** CLAYTON HOLIDAY  
**Assistant:** JACOBS RAYMOND

SAB - Saba													
No	Name	Pos.	Line-up					Points by set					T.
			1	2	3	4	5	1	2	3	4	5	
1	Rashijden	OP				1							
2	Devon	MB		6	6								
3	Devorn	MB	4	3	3				1	1			2
4	Kamran	MB	1						1				1
5	Jalen (C)	S	5	5	5				1	2	1		4
6	Shurendy	OH											
7	Suedaiyer	OH	2	2	2					1			1
8	Tyreke	MB	6	1	3				2	1			3
9	Angero	OH	3	4					1				1
10	Etsel	OP				4							

**Coach:** Kemaul Lee  
**Assistant:** Risley Lauren

## TEAMS AND PLAYERS PERFORMANCES

Won Points	Total Atts	No	Name
<b>28</b>	<b>55</b>	<b>Total Team</b>	
10	14	7	Rajheem
6	8	11	GEORFFRY
5	12	2	Valies
<b>2</b>	<b>8</b>	<b>Total Team</b>	
1	1	8	Jeffers
1	4	11	GEORFFRY
0	0	1	TY
<b>19</b>	<b>74</b>	<b>Total Team</b>	
6	13	4	Augustine
6	22	8	Jeffers
3	14	1	TY
<b>26</b>		<b>Total Team</b>	
<b>75</b>	<b>137</b>	<b>Total Team</b>	
12	27	7	Rajheem
11	32	8	Jeffers
8	18	4	Augustine

Scoring Skills
<b>Attack</b>
<b>Block</b>
<b>Serve</b>
<b>Opp. error</b>
<b>Total</b>
<b>Best scorers</b>

Won Points	Total Atts	No	Name
<b>8</b>	<b>45</b>	<b>Total Team</b>	
2	11	3	Devorn
2	5	5	Jalen
2	7	8	Tyreke
<b>2</b>	<b>15</b>	<b>Total Team</b>	
1	1	5	Jalen
1	1	8	Tyreke
0	0	1	Rashijden
<b>2</b>	<b>32</b>	<b>Total Team</b>	
1	5	5	Jalen
1	11	7	Suedaiyer
0	0	1	Rashijden
<b>19</b>		<b>Total Team</b>	
<b>31</b>	<b>92</b>	<b>Total Team</b>	
4	11	5	Jalen
3	13	8	Tyreke
2	19	3	Devorn

■ Starting line-up with position    Atts = Attempts    (C) = Captain    MB = Middle blocker    S = Setter  
□ Substitute with shirt number    Opp. = Opponent    (L) / L = Libero    OP = Opposite    OH = Outside Hitter





[P-2] Match result

Pool A

**Match:** 13    **Date:** 25/10/2024    **Spectators:** 150  
**City:** Saint John's  
**Hall:** YMCA Complex  
**Match duration:** **Start:** 19:00    **End:** 21:12    **Total:** 2:12

Teams	Sets	1	2	3	4	5	Total
<b>ANT</b>	<b>3</b>	24	27	25	25	15	116
<b>BER</b>	<b>2</b>	26	29	19	14	9	97
<b>Duration:</b>		0:23	0:30	0:29	0:22	0:15	1:59

**Referees:** 1st: David Toussaint (DMA) 2nd: Caldron Morton (IVB)

ANT - Antigua and Barbuda													
No	Name	Pos.	Line-up					Points by set					T.
			1	2	3	4	5	1	2	3	4	5	
1	Freeland	OP											
2	Michael (L)	L											
3	Bonnie	MB	6	6	6	6	6		2	1	1		4
4	Thomas	S	1	1	5	5	5	2		5	3	1	11
5	Yash (L)	L	L	L	L	L	L						
6	Adrian (C)	OP	4	4	4	4	4	5	7	2	7	5	26
7	Cabral	OH	5	5				2					2
8	Daley	S	7	1	1	1				2			2
9	James	OH	2	2	2	2	2	3	5	2	5	5	20
10	Erwin	OH											
11	Ronel	MB	3	3	3				1				1
12	Joseph	MB			11	3	3			1		2	3
13	Rouse	S											
99	Cairon	MB											
<b>Coach:</b> CARL WILLIAMS													
<b>Assistant:</b> THOMAS JOELLE													

BER - Bermuda													
No	Name	Pos.	Line-up					Points by set					T.
			1	2	3	4	5	1	2	3	4	5	
1	Wilson	OH		5			5		1				1
2	Cooke	OP	6	1	6	1	6	5	1	3	2	2	13
3	Tucker	OH											
4	Siese (C)	OH	3	2	3	2	3	3	4	1	2	3	13
5	Rymon-Lipinski	MB	4	3	4	3	4	2	1	3			6
6	Hamilton	OP	5	4	5	4	5	4	3	2	4	3	16
7	Barnett	MB	1	6	1	6	1	2	1	2	3		8
11	Saraiva	MB											
13	Sousa	S	2	1	2	1	2	2	2	1	2		7
<b>Coach:</b> Michael Smith													
<b>Assistant:</b> Saravia Robert													

## TEAMS AND PLAYERS PERFORMANCES

Won Points	Total Atts	No	Name
<b>51</b>	<b>121</b>	<b>Total Team</b>	
23	52	6	Adrian
17	36	9	James
8	17	4	Thomas
<b>12</b>	<b>44</b>	<b>Total Team</b>	
3	14	3	Bonnie
3	12	4	Thomas
2	4	6	Adrian
<b>6</b>	<b>116</b>	<b>Total Team</b>	
2	10	8	Daley
2	17	9	James
1	22	6	Adrian
<b>47</b>		<b>Total Team</b>	
<b>116</b>	<b>281</b>	<b>Total Team</b>	
26	78	6	Adrian
20	55	9	James
11	58	4	Thomas

Scoring Skills
<b>Attack</b>
<b>Block</b>
<b>Serve</b>
<b>Opp. error</b>
<b>Total</b>
<b>Best scorers</b>

Won Points	Total Atts	No	Name
<b>47</b>	<b>148</b>	<b>Total Team</b>	
15	42	6	Hamilton
11	42	4	Siese
9	23	2	Cooke
<b>5</b>	<b>30</b>	<b>Total Team</b>	
3	11	7	Barnett
1	4	2	Cooke
1	6	5	Rymon-Lipinski
<b>12</b>	<b>97</b>	<b>Total Team</b>	
3	16	2	Cooke
2	16	4	Siese
2	18	5	Rymon-Lipinski
<b>33</b>		<b>Total Team</b>	
<b>97</b>	<b>275</b>	<b>Total Team</b>	
16	64	6	Hamilton
13	43	2	Cooke
13	58	4	Siese

■ Starting line-up with position    Atts = Attempts    (C) = Captain    MB = Middle blocker    S = Setter  
□ Substitute with shirt number    Opp. = Opponent    (L) / L = Libero    OP = Opposite    OH = Outside Hitter



# ECVA Senior Men's Volleyball Championship 2024



[P-2] Match result

Pool B

**Match:** 14    **Date:** 25/10/2024    **Spectators:** 150  
**City:** Saint John's  
**Hall:** YMCA Complex  
**Match duration:** **Start:** 21:00    **End:** 23:43    **Total:** 1:53

Teams	Sets	1	2	3	4	5	Total
LCA	1	22	17	25	20		84
DMA	3	25	25	23	25		98
<b>Duration:</b>		0:22	0:22	0:33	0:25		1:42

**Referees:** 1st: Monique Martis (EUX) 2nd: Rawle, Emroy Lee (ANT)

LCA - Saint Lucia													
No	Name	Pos.	Line-up					Points by set					T.
			1	2	3	4	5	1	2	3	4	5	
1	Clercent (C)	OH	1	1	1	2		6	2	1	4		13
2	Sheldon	OH	3		3	4		1		5	1		7
3	Emmanuel	MB	2	2	2	3		2		2			4
4	Lamontagne	OH	5	5	5	6		1	3	2	3		9
5	Son	MB											
6	Darnell	MB	6	6	6	1		2		1			3
7	Louis	OH	2	3	3	2		1	4				5
8	Sonson	S											
9	Daniel	OH											
10	Remy	S											
11	Leonce	OH	4	4	4	5		3	1	7	4		15

**Coach:** Hervan Brown  
**Assistant:** Nicholas Sheldon

DMA - Dominica													
No	Name	Pos.	Line-up					Points by set					T.
			1	2	3	4	5	1	2	3	4	5	
2	Florent (C)	OP	2	2	2	2		8	2	4			14
4	Mingo (L)	L	L	L	L	L							
5	George	OP	3	3	3	3		1	3	2	3		9
6	Robinson	S		7	5	5							
7	Sidney	S	5	5	6			1	1				2
8	Peltier	MB											
9	Ethan	MB	4	1	1	1			2		3		5
10	Larian	OH	6	6	6	6		1	2	4	1		8
15	Frederick	MB	1	4	4	4		1	3	4	3		11
16	Vidal	OH			9					1			1

**Coach:** Brian Gavlas  
**Assistant:** James Ithoma

## TEAMS AND PLAYERS PERFORMANCES

Won Points	Total Atts	No	Name
<b>41</b>	<b>95</b>	<b>Total Team</b>	
13	22	11	Leonce
12	31	1	Clercent
5	16	2	Sheldon
<b>10</b>	<b>29</b>	<b>Total Team</b>	
4	13	4	Lamontagne
3	5	6	Darnell
1	1	3	Emmanuel
<b>5</b>	<b>85</b>	<b>Total Team</b>	
2	12	2	Sheldon
1	15	1	Clercent
1	17	4	Lamontagne
<b>28</b>		<b>Total Team</b>	
<b>84</b>	<b>209</b>	<b>Total Team</b>	

Scoring Skills
<b>Attack</b>
<b>Block</b>
<b>Serve</b>
<b>Opp. error</b>
<b>Total</b>
<b>Best scorers</b>

Won Points	Total Atts	No	Name
<b>33</b>	<b>86</b>	<b>Total Team</b>	
9	23	2	Florent
8	22	5	George
7	14	10	Larian
<b>10</b>	<b>31</b>	<b>Total Team</b>	
4	7	2	Florent
4	14	15	Frederick
1	1	5	George
<b>7</b>	<b>97</b>	<b>Total Team</b>	
2	15	15	Frederick
1	17	2	Florent
1	5	7	Sidney
<b>48</b>		<b>Total Team</b>	
<b>98</b>	<b>214</b>	<b>Total Team</b>	

■ Starting line-up with position    Atts = Attempts    (C) = Captain    MB = Middle blocker    S = Setter  
□ Substitute with shirt number    Opp. = Opponent    (L) / L = Libero    OP = Opposite    OH = Outside Hitter







**Match:** 10    **Date:** 25/10/2024    **Spectators:** 50  
**City:** Saint John's  
**Hall:** YMCA Complex  
**Match duration:** **Start:** 09:00    **End:** 09:55    **Total:** 0:55


Teams	Sets	1	2	3	4	5	Total
<b>AGU</b>	<b>3</b>	25	25	25			75
<b>SAB</b>	<b>0</b>	15	9	17			41
<b>Duration:</b>		0:15	0:17	0:17			0:49




AGU • Anguilla

 <b>Attack</b> Limit: 15.00%	<b>Rk</b>	<b>No</b>	<b>Name</b>	<b>Pos.</b>	<b>Attacks</b>	<b>Faults</b>	<b>Shots</b>	<b>Total Attempts</b>	<b>Succ. %</b>
	1	5	Fredericks Da'Qwan	MB	5	2	2	9	55.56
	2	10	Reid Shaquoy	OH	7	5	1	13	53.85
	3	6	Frank ALdus	OH	8	2	8	18	44.44
	-	1	Richardson Rashime	S	0	0	1	1	
	-	2	Sasso Je'Vaunti	MB	3	1	2	6	
	-	7	Richardson Amani	MB	1	0	1	2	
	-	8	Jones Rakeem	L	0	0	0	0	
	-	9	Vanterpool Calivon	OP	1	0	0	1	
	-	11	Samuel Andre	OH	0	0	0	0	
-	14	Smith Trevon	OP	0	1	0	1		
<b>Total Team</b>					25	11	15	51	49.02
 <b>Block</b>	<b>Rk</b>	<b>No</b>	<b>Name</b>	<b>Pos.</b>	<b>Kill Blocks</b>	<b>Faults</b>	<b>Rebounds</b>	<b>Total Attempts</b>	<b>Avg. by set</b>
	1	2	Sasso Je'Vaunti	MB	1	0	1	2	0.33
		5	Fredericks Da'Qwan	MB	1	0	0	1	0.33
		6	Frank ALdus	OH	1	0	1	2	0.33
		9	Vanterpool Calivon	OP	1	2	0	3	0.33
	-	1	Richardson Rashime	S	0	0	0	0	
	-	7	Richardson Amani	MB	0	1	1	2	
	-	8	Jones Rakeem	L	0	0	0	0	
	-	10	Reid Shaquoy	OH	0	0	0	0	
	-	11	Samuel Andre	OH	0	0	0	0	
-	14	Smith Trevon	OP	0	0	0	0		
<b>Total Team</b>					4	3	3	10	1.33
 <b>Serve</b>	<b>Rk</b>	<b>No</b>	<b>Name</b>	<b>Pos.</b>	<b>Aces</b>	<b>Faults</b>	<b>Serve Hits</b>	<b>Total Attempts</b>	<b>Avg. by set</b>
	1	1	Richardson Rashime	S	3	1	9	13	1.00
	2	10	Reid Shaquoy	OH	2	2	11	15	0.67
	3	5	Fredericks Da'Qwan	MB	1	0	7	8	0.33
		6	Frank ALdus	OH	1	1	8	10	0.33
		14	Smith Trevon	OP	1	2	5	8	0.33
	-	2	Sasso Je'Vaunti	MB	0	1	7	8	
	-	7	Richardson Amani	MB	0	2	1	3	
	-	8	Jones Rakeem	L	0	0	0	0	
	-	9	Vanterpool Calivon	OP	0	2	6	8	
-	11	Samuel Andre	OH	0	0	1	1		
<b>Total Team</b>					8	11	55	74	2.67
<b>Team</b>	<b>Total Team</b>				38	2		40	


 <b>Dig</b>	Rk	No	Name	Pos.	Digs	Faults	Receptions	Total Attempts	Avg. by set
	1	10	Reid Shaquoy	OH	8	1	4	13	2.67
	2	5	Fredericks Da'Qwan	MB	2	0	0	2	0.67
		6	Frank ALdus	OH	2	2	1	5	0.67
		8	Jones Rakeem	L	2	5	4	11	0.67
		9	Vanterpool Calivon	OP	2	0	0	2	0.67
		11	Samuel Andre	OH	2	0	0	2	0.67
		14	Smith Trevon	OP	2	0	0	2	0.67
	8	1	Richardson Rashime	S	1	0	2	3	0.33
	-	2	Sasso Je'Vaunti	MB	0	0	0	0	
-	7	Richardson Amani	MB	0	0	0	0		
<b>Total Team</b>					21	8	11	40	7.00

 <b>Set</b>	Rk	No	Name	Pos.	Running Sets	Faults	Still Sets	Total Attempts	Avg. by set	
	1	1	Richardson Rashime	S	2	1	41	44	0.67	
	-	2	Sasso Je'Vaunti	MB	0	0	0	0		
	-	5	Fredericks Da'Qwan	MB	0	1	0	1		
	-	6	Frank ALdus	OH	0	0	3	3		
	-	7	Richardson Amani	MB	0	0	0	0		
	-	8	Jones Rakeem	L	0	0	0	0		
	-	9	Vanterpool Calivon	OP	0	0	2	2		
	-	10	Reid Shaquoy	OH	0	0	1	1		
	-	11	Samuel Andre	OH	0	0	0	0		
	-	14	Smith Trevon	OP	0	0	0	0		
	<b>Total Team</b>					2	2	47	51	0.67

 <b>Reception</b>  Limit: 20.00%	Rk	No	Name	Pos.	Excellents	Faults	Serve Receptions	Total Attempts	Eff. %	
	1	8	Jones Rakeem	L	8	0	4	12	66.67	
	-	1	Richardson Rashime	S	0	0	0	0		
	-	2	Sasso Je'Vaunti	MB	0	0	0	0		
	-	5	Fredericks Da'Qwan	MB	0	0	0	0		
	-	6	Frank ALdus	OH	0	2	7	9		
	-	7	Richardson Amani	MB	0	0	0	0		
	-	9	Vanterpool Calivon	OP	0	0	0	0		
	-	10	Reid Shaquoy	OH	0	2	6	8		
	-	11	Samuel Andre	OH	0	0	0	0		
	-	14	Smith Trevon	OP	0	0	0	0		
	<b>Total Team</b>					8	4	17	29	13.79




SAB • Saba



**Attack**

Limit: 15.00%

Rk	No	Name	Pos.	Attacks	Faults	Shots	Total Attempts	Succ. %
1	3	Massiah Devorn	MB	5	6	2	13	38.46
2	8	Hassell Tyreke	MB	3	5	4	12	25.00
3	5	Robinson Jalen	S	1	3	7	11	9.09
4	7	Pemberton Suedaiyer	OH	1	4	7	12	8.33
-	1	Riley Rashijden	OP	0	0	0	0	
-	2	Benders Devon	MB	0	0	0	0	
-	4	Jones Kamran	MB	1	4	1	6	
-	6	Winfield Shurendy	OH	0	0	0	0	
-	9	Clement Angero	OH	1	0	1	2	
-	10	Lake Etsel	OP	0	2	2	4	
<b>Total Team</b>				12	24	24	60	20.00



**Block**

Rk	No	Name	Pos.	Kill Blocks	Faults	Rebounds	Total Attempts	Avg. by set
1	5	Robinson Jalen	S	2	2	1	5	0.67
2	3	Massiah Devorn	MB	1	0	1	2	0.33
4	4	Jones Kamran	MB	1	0	1	2	0.33
7	7	Pemberton Suedaiyer	OH	1	3	0	4	0.33
-	1	Riley Rashijden	OP	0	0	0	0	
-	2	Benders Devon	MB	0	0	0	0	
-	6	Winfield Shurendy	OH	0	0	0	0	
-	8	Hassell Tyreke	MB	0	0	0	0	
-	9	Clement Angero	OH	0	0	1	1	
-	10	Lake Etsel	OP	0	2	0	2	
<b>Total Team</b>				5	7	4	16	1.67



**Serve**

Rk	No	Name	Pos.	Aces	Faults	Serve Hits	Total Attempts	Avg. by set
1	8	Hassell Tyreke	MB	2	5	0	7	0.67
2	3	Massiah Devorn	MB	1	2	4	7	0.33
7	7	Pemberton Suedaiyer	OH	1	1	6	8	0.33
-	1	Riley Rashijden	OP	0	1	2	3	
-	2	Benders Devon	MB	0	0	0	0	
-	4	Jones Kamran	MB	0	1	4	5	
-	5	Robinson Jalen	S	0	2	6	8	
-	6	Winfield Shurendy	OH	0	0	0	0	
-	9	Clement Angero	OH	0	0	2	2	
-	10	Lake Etsel	OP	0	1	1	2	
<b>Total Team</b>				4	13	25	42	1.33


**Team**


Total Team	20	1	21
------------	----	---	----



**Dig**

Rk	No	Name	Pos.	Digs	Faults	Receptions	Total Attempts	Avg. by set
1	3	Massiah Devorn	MB	1	7	3	11	0.33
	4	Jones Kamran	MB	1	4	3	8	0.33
	5	Robinson Jalen	S	1	2	0	3	0.33
	7	Pemberton Suedaiyer	OH	1	3	2	6	0.33
-	1	Riley Rashijden	OP	0	0	0	0	
-	2	Benders Devon	MB	0	0	0	0	
-	6	Winfield Shurendy	OH	0	0	0	0	
-	8	Hassell Tyreke	MB	0	1	2	3	
-	9	Clement Angero	OH	0	1	1	2	
-	10	Lake Etsel	OP	0	0	4	4	
<b>Total Team</b>				4	18	15	37	1.33

 <b>Set</b>	Rk	No	Name	Pos.	Running Sets	Faults	Still Sets	Total Attempts	Avg. by set
	1	7	Pemberton Suedaiyer	OH	1	1	22	24	0.33
	-	1	Riley Rashijden	OP	0	0	0	0	
	-	2	Benders Devon	MB	0	0	0	0	
	-	3	Massiah Devorn	MB	0	0	3	3	
	-	4	Jones Kamran	MB	0	0	3	3	
	-	5	Robinson Jalen	S	0	3	28	31	
	-	6	Winfield Shurendy	OH	0	0	0	0	
	-	8	Hassell Tyreke	MB	0	0	1	1	
	-	9	Clement Angero	OH	0	0	0	0	
-	10	Lake Etsel	OP	0	0	4	4		
<b>Total Team</b>					1	4	61	66	0.33

 <b>Reception</b>  Limit: 20.00%	Rk	No	Name	Pos.	Excellents	Faults	Serve Receptions	Total Attempts	Eff. %
	1	8	Hassell Tyreke	MB	3	1	16	20	10.00
	2	3	Massiah Devorn	MB	3	2	11	16	6.25
	-	1	Riley Rashijden	OP	0	1	1	2	
	-	2	Benders Devon	MB	0	0	0	0	
	-	4	Jones Kamran	MB	1	2	7	10	
	-	5	Robinson Jalen	S	2	1	1	4	
	-	6	Winfield Shurendy	OH	0	0	0	0	
	-	7	Pemberton Suedaiyer	OH	1	0	2	3	
	-	9	Clement Angero	OH	0	0	1	1	
-	10	Lake Etsel	OP	0	1	6	7		
<b>Total Team</b>					10	8	45	63	3.17



Match: 11 Date: 25/10/2024 Spectators: 50  
 City: Saint John's  
 Hall: YMCA Complex  
 Match duration: Start: 11:00 End: 12:17 Total: 1:17

Teams	Sets	1	2	3	4	5	Total
GRN	3	26	25	25			76
EUX	0	24	19	17			60
Duration:		0:25	0:22	0:22			1:09




GRN • Grenada



**Attack**


Limit: 15.00%

Rk	No	Name	Pos.	Attacks	Faults	Shots	Total Attempts	Succ. %
1	8	John Nikel	OP	7	0	9	16	43.75
2	7	Phillip Jonell	OH	8	7	9	24	33.33
-	1	Nelson Isaac	S	2	0	2	4	
-	2	Noel Jamie	S	0	0	0	0	
-	3	John Antonio	OH	2	2	4	8	
-	4	Andrews Akim	OH	0	0	0	0	
-	5	Emmons Acea	MB	4	1	0	5	
-	6	Justin Thad	MB	3	0	4	7	
-	9	Oxford Darron Christopher	OP	0	0	0	0	
-	10	Mitchell Jenson	MB	0	0	0	0	
-	11	Phillip Jerron	MB	0	0	0	0	
-	12	Clarke oba	OH	3	0	5	8	
-	13	Roberts Gennartson	L	0	0	0	0	
-	14	Wall Kyle	L	0	0	0	0	
<b>Total Team</b>				29	10	33	72	40.28



**Block**


Rk	No	Name	Pos.	Kill Blocks	Faults	Rebounds	Total Attempts	Avg. by set
1	6	Justin Thad	MB	2	1	1	4	0.67
2	5	Emmons Acea	MB	1	4	4	9	0.33
-	8	John Nikel	OP	1	3	1	5	0.33
-	12	Clarke oba	OH	1	1	0	2	0.33
-	1	Nelson Isaac	S	0	5	0	5	
-	2	Noel Jamie	S	0	0	0	0	
-	3	John Antonio	OH	0	0	0	0	
-	4	Andrews Akim	OH	0	0	0	0	
-	7	Phillip Jonell	OH	0	0	0	0	
-	9	Oxford Darron Christopher	OP	0	0	0	0	
-	10	Mitchell Jenson	MB	0	0	0	0	
-	11	Phillip Jerron	MB	0	0	0	0	
-	13	Roberts Gennartson	L	0	0	0	0	
-	14	Wall Kyle	L	0	0	0	0	
<b>Total Team</b>				5	14	6	25	1.67





**Serve**

Rk	No	Name	Pos.	Aces	Faults	Serve Hits	Total Attempts	Avg. by set
1	1	Nelson Isaac	S	2	2	8	12	0.67
2	5	Emmons Acea	MB	1	2	11	14	0.33
-	7	Phillip Jonell	OH	1	2	9	12	0.33
-	8	John Nikel	OP	1	1	8	10	0.33
-	12	Clarke oba	OH	1	2	8	11	0.33
-	2	Noel Jamie	S	0	0	0	0	
-	3	John Antonio	OH	0	0	5	5	
-	4	Andrews Akim	OH	0	0	0	0	
-	6	Justin Thad	MB	0	0	10	10	
-	9	Oxford Darron Christopher	OP	0	0	0	0	
-	10	Mitchell Jenson	MB	0	0	0	0	
-	11	Phillip Jerron	MB	0	0	0	0	
-	13	Roberts Gennartson	L	0	0	0	0	
-	14	Wall Kyle	L	0	0	0	0	
<b>Total Team</b>				6	9	59	74	2.00

<b>Team</b>	Total Team	36	6		42	
-------------	------------	----	---	--	----	--

 <b>Dig</b>	Rk	No	Name	Pos.	Digs	Faults	Receptions	Total Attempts	Avg. by set
	1	7	Phillip Jonell	OH	7	6	1	14	2.33
	2	13	Roberts Gennartson	L	3	1	5	9	1.00
	3	1	Nelson Isaac	S	2	3	2	7	0.67
	14		Wall Kyle	L	2	0	2	4	0.67
	5	3	John Antonio	OH	1	2	2	5	0.33
	8		John Nikel	OP	1	1	1	3	0.33
	12		Clarke oba	OH	1	2	1	4	0.33
	-	2	Noel Jamie	S	0	0	0	0	
	-	4	Andrews Akim	OH	0	0	0	0	
-	5	Emmons Acea	MB	0	1	1	2		
-	6	Justin Thad	MB	0	0	0	0		
-	9	Oxford Darron Christopher	OP	0	0	0	0		
-	10	Mitchell Jenson	MB	0	0	0	0		
-	11	Phillip Jerron	MB	0	0	0	0		
<b>Total Team</b>					17	16	15	48	5.67


 <b>Set</b>	Rk	No	Name	Pos.	Running Sets	Faults	Still Sets	Total Attempts	Avg. by set
	-	1	Nelson Isaac	S	0	1	56	57	
	-	2	Noel Jamie	S	0	0	0	0	
	-	3	John Antonio	OH	0	0	1	1	
	-	4	Andrews Akim	OH	0	0	0	0	
	-	5	Emmons Acea	MB	0	0	2	2	
	-	6	Justin Thad	MB	0	0	1	1	
	-	7	Phillip Jonell	OH	0	0	2	2	
	-	8	John Nikel	OP	0	0	1	1	
	-	9	Oxford Darron Christopher	OP	0	0	0	0	
-	10	Mitchell Jenson	MB	0	0	0	0		
-	11	Phillip Jerron	MB	0	0	0	0		
-	12	Clarke oba	OH	0	0	1	1		
-	13	Roberts Gennartson	L	0	0	0	0		
-	14	Wall Kyle	L	0	0	0	0		
<b>Total Team</b>					0	1	64	65	


 <b>Reception</b>	Rk	No	Name	Pos.	Excellents	Faults	Serve Receptions	Total Attempts	Eff. %
	1	13	Roberts Gennartson	L	4	1	5	10	30.00
	2	8	John Nikel	OP	3	0	9	12	25.00
	-	1	Nelson Isaac	S	0	0	0	0	
	-	2	Noel Jamie	S	0	0	0	0	
	-	3	John Antonio	OH	0	1	5	6	
	-	4	Andrews Akim	OH	0	0	0	0	
	-	5	Emmons Acea	MB	0	0	0	0	
	-	6	Justin Thad	MB	0	0	0	0	
	-	7	Phillip Jonell	OH	6	0	3	9	
-	9	Oxford Darron Christopher	OP	0	0	0	0		
-	10	Mitchell Jenson	MB	0	0	0	0		
-	11	Phillip Jerron	MB	0	0	0	0		
-	12	Clarke oba	OH	1	1	3	5		
-	14	Wall Kyle	L	0	1	3	4		
<b>Total Team</b>					14	4	28	46	21.74


Limit: 20.00%




## EUX • Saint-Eustache


 <b>Attack</b> Limit: 15.00%	Rk	No	Name	Pos.	Attacks	Faults	Shots	Total Attempts	Succ. %
	1	3	Spanner Emilio	OH	22	4	9	35	62.86
	2	2	Rivers Shastri	OP	4	3	6	13	30.77
	3	1	Patrick Jantzen	OH	7	5	11	23	30.43
	-	4	Osandney Beete	OH	0	0	0	0	
	-	5	Prudencia Percy	S	0	0	0	0	
	-	6	Welcome Wendell	OH	0	0	0	0	
	-	7	Connell Gabriel	MB	3	3	4	10	
	-	8	Alvin Robins	MB	0	1	1	2	
	-	9	Leito Timothy	OP	0	1	0	1	
<b>Total Team</b>					36	17	31	84	42.86


 <b>Block</b>	Rk	No	Name	Pos.	Kill Blocks	Faults	Rebounds	Total Attempts	Avg. by set
	1	7	Connell Gabriel	MB	2	2	2	6	0.67
	2	2	Rivers Shastri	OP	1	2	0	3	0.33
	-	1	Patrick Jantzen	OH	0	1	0	1	
	-	3	Spanner Emilio	OH	0	1	0	1	
	-	4	Osandney Beete	OH	0	0	0	0	
	-	5	Prudencia Percy	S	0	1	2	3	
	-	6	Welcome Wendell	OH	0	0	0	0	
	-	8	Alvin Robins	MB	0	1	1	2	
	-	9	Leito Timothy	OP	0	1	0	1	
<b>Total Team</b>					3	9	5	17	1.00

 <b>Serve</b>	Rk	No	Name	Pos.	Aces	Faults	Serve Hits	Total Attempts	Avg. by set
	1	9	Leito Timothy	OP	2	3	2	7	0.67
	2	1	Patrick Jantzen	OH	1	3	6	10	0.33
	3	Spanner Emilio	OH	1	4	7	12	0.33	
	-	2	Rivers Shastri	OP	0	2	8	10	
	-	4	Osandney Beete	OH	0	0	0	0	
	-	5	Prudencia Percy	S	0	0	10	10	
	-	6	Welcome Wendell	OH	0	0	0	0	
	-	7	Connell Gabriel	MB	0	3	3	6	
	-	8	Alvin Robins	MB	0	1	6	7	
<b>Total Team</b>					4	16	42	62	1.33

Team	Total Team	17	4		21
------	------------	----	---	--	----

 <b>Dig</b>	Rk	No	Name	Pos.	Digs	Faults	Receptions	Total Attempts	Avg. by set
	1	3	Spanner Emilio	OH	8	4	4	16	2.67
	2	1	Patrick Jantzen	OH	6	3	1	10	2.00
	3	5	Prudencia Percy	S	3	3	2	8	1.00
		8	Alvin Robins	MB	3	2	1	6	1.00
	5	2	Rivers Shastri	OP	1	3	5	9	0.33
		7	Connell Gabriel	MB	1	1	0	2	0.33
		9	Leito Timothy	OP	1	1	2	4	0.33
	-	4	Osandney Beete	OH	0	0	0	0	
	-	6	Welcome Wendell	OH	0	0	0	0	
<b>Total Team</b>					23	17	15	55	7.67

 <b>Set</b>	Rk	No	Name	Pos.	Running Sets	Faults	Still Sets	Total Attempts	Avg. by set
	-	1	Patrick Jantzen	OH	0	0	2	2	
	-	2	Rivers Shastri	OP	0	1	4	5	
	-	3	Spanner Emilio	OH	0	0	1	1	
	-	4	Osandney Beete	OH	0	0	0	0	
	-	5	Prudencia Percy	S	0	6	69	75	
	-	6	Welcome Wendell	OH	0	0	2	2	
	-	7	Connell Gabriel	MB	0	0	1	1	
	-	8	Alvin Robins	MB	0	0	1	1	
	-	9	Leito Timothy	OP	0	0	1	1	
<b>Total Team</b>					0	7	81	88	




 <b>Reception</b>  Limit: 20.00%	Rk	No	Name	Pos.	Excellents	Faults	Serve Receptions	Total Attempts	Eff. %
	1	3	Spanner Emilio	OH	5	0	16	21	23.81
	2	2	Rivers Shastri	OP	6	2	13	21	19.05
	3	1	Patrick Jantzen	OH	3	3	13	19	
	-	4	Osandney Beete	OH	0	0	0	0	
	-	5	Prudencia Percy	S	1	0	0	1	
	-	6	Welcome Wendell	OH	0	0	0	0	
	-	7	Connell Gabriel	MB	0	1	1	2	
	-	8	Alvin Robins	MB	0	0	1	1	
	-	9	Leito Timothy	OP	0	0	0	0	
<b>Total Team</b>					15	6	44	65	13.85


Match: 12 Date: 25/10/2024 Spectators: 50  
 City: Saint John's  
 Hall: YMCA Complex  
 Match duration: Start: 17:00 End: 17:57 Total: 0:57


Teams	Sets	1	2	3	4	5	Total
SXM	3	25	25	25			75
SAB	0	10	14	7			31
Duration:		0:16	0:18	0:17			0:51




SXM • Sint-Maarten

 <b>Attack</b> Limit: 15.00%	Rk	No	Name	Pos.	Attacks	Faults	Shots	Total Attempts	Succ. %	
	1	7	Meulens Rajheem	OH	10	0	4	14	71.43	
	2	8	Romeo Leonardo	S	4	4	1	9	44.44	
	3	2	Valies Riegmar	OP	5	3	4	12	41.67	
	-	1	Farquharson Ty	S	0	0	0	0		
	-	4	Augustine Allinton	OH	2	1	2	5		
	-	5	Kwiatkowski Marcin	L	0	0	0	0		
	-	6	Richardson Quentin	OP	1	1	2	4		
	-	10	Gumbs Jagdeo	MB	0	1	2	3		
	-	11	Hernandez Geoffry	MB	6	0	2	8		
	-	12	Servani Eckersly	L	0	0	0	0		
	<b>Total Team</b>					28	10	17	55	50.91
	 <b>Block</b>	Rk	No	Name	Pos.	Kill Blocks	Faults	Rebounds	Total Attempts	Avg. by set
1		8	Romeo Leonardo	S	1	0	0	1	0.33	
-		11	Hernandez Geoffry	MB	1	1	2	4	0.33	
-		1	Farquharson Ty	S	0	0	0	0		
-		2	Valies Riegmar	OP	0	1	0	1		
-		4	Augustine Allinton	OH	0	0	0	0		
-		5	Kwiatkowski Marcin	L	0	0	0	0		
-		6	Richardson Quentin	OP	0	0	0	0		
-		7	Meulens Rajheem	OH	0	0	0	0		
-		10	Gumbs Jagdeo	MB	0	2	0	2		
-		12	Servani Eckersly	L	0	0	0	0		
<b>Total Team</b>					2	4	2	8	0.67	
 <b>Serve</b>		Rk	No	Name	Pos.	Aces	Faults	Serve Hits	Total Attempts	Avg. by set
	1	4	Augustine Allinton	OH	7	2	5	14	2.33	
	2	8	Romeo Leonardo	S	6	3	13	22	2.00	
	3	1	Farquharson Ty	S	3	0	11	14	1.00	
	4	7	Meulens Rajheem	OH	2	2	9	13	0.67	
	5	11	Hernandez Geoffry	MB	1	0	3	4	0.33	
	-	2	Valies Riegmar	OP	0	0	2	2		
	-	5	Kwiatkowski Marcin	L	0	0	0	0		
	-	6	Richardson Quentin	OP	0	0	0	0		
	-	10	Gumbs Jagdeo	MB	0	1	4	5		
	-	12	Servani Eckersly	L	0	0	0	0		
	<b>Total Team</b>					19	8	47	74	6.33
	<b>Team</b>	Total Team				26	1		27	

 <b>Dig</b>	Rk	No	Name	Pos.	Digs	Faults	Receptions	Total Attempts	Avg. by set
	1	5	Kwiatkowski Marcin	L	8	2	2	12	2.67
	2	4	Augustine Allinton	OH	4	1	0	5	1.33
	3	7	Meulens Rajheem	OH	3	0	1	4	1.00
	4	2	Valies Riegmar	OP	2	1	1	4	0.67
	8	Romeo Leonardo	S	2	1	1	4	0.67	
	6	6	Richardson Quentin	OP	1	0	0	1	0.33
	10	Gumbs Jagdeo	MB	1	0	1	2	0.33	
	11	Hernandez Geoffry	MB	1	0	0	1	0.33	
	-	1	Farquharson Ty	S	0	0	2	2	
-	12	Servani Eckersly	L	0	0	0	0		
<b>Total Team</b>					22	5	8	35	7.33


 <b>Set</b>	Rk	No	Name	Pos.	Running Sets	Faults	Still Sets	Total Attempts	Avg. by set
	1	4	Augustine Allinton	OH	11	0	22	33	3.67
	2	1	Farquharson Ty	S	2	1	5	8	0.67
	-	2	Valies Riegmar	OP	0	1	4	5	
	-	5	Kwiatkowski Marcin	L	0	0	2	2	
	-	6	Richardson Quentin	OP	0	0	1	1	
	-	7	Meulens Rajheem	OH	0	0	2	2	
	-	8	Romeo Leonardo	S	0	0	0	0	
	-	10	Gumbs Jagdeo	MB	0	0	0	0	
	-	11	Hernandez Geoffry	MB	0	0	1	1	
-	12	Servani Eckersly	L	0	0	0	0		
<b>Total Team</b>					13	2	37	52	4.33


 <b>Reception</b>  Limit: 20.00%	Rk	No	Name	Pos.	Excellents	Faults	Serve Receptions	Total Attempts	Eff. %
	1	8	Romeo Leonardo	S	5	0	4	9	55.56
	2	5	Kwiatkowski Marcin	L	5	1	5	11	36.36
	-	1	Farquharson Ty	S	0	0	0	0	
	-	2	Valies Riegmar	OP	0	0	0	0	
	-	4	Augustine Allinton	OH	0	0	0	0	
	-	6	Richardson Quentin	OP	0	0	0	0	
	-	7	Meulens Rajheem	OH	3	0	0	3	
	-	10	Gumbs Jagdeo	MB	0	0	0	0	
	-	11	Hernandez Geoffry	MB	0	0	0	0	
-	12	Servani Eckersly	L	0	0	0	0		
<b>Total Team</b>					13	1	9	23	52.17







SAB • Saba


 <b>Attack</b>  Limit: 15.00%	Rk	No	Name	Pos.	Attacks	Faults	Shots	Total Attempts	Succ. %
	1	8	Hassell Tyreke	MB	2	1	4	7	28.57
	2	3	Massiah Devorn	MB	2	3	6	11	18.18
	-	1	Riley Rashijden	OP	0	0	0	0	
	-	2	Benders Devon	MB	0	1	1	2	
	-	4	Jones Kamran	MB	1	0	1	2	
	-	5	Robinson Jalen	S	2	1	2	5	
	-	6	Winfield Shurendy	OH	0	0	0	0	
	-	7	Pemberton Suedaiyer	OH	0	2	7	9	
	-	9	Clement Angero	OH	1	2	3	6	
	-	10	Lake Etsel	OP	0	1	2	3	
<b>Total Team</b>					8	11	26	45	17.78


 <b>Block</b>	Rk	No	Name	Pos.	Kill Blocks	Faults	Rebounds	Total Attempts	Avg. by set
	1	5	Robinson Jalen	S	1	0	0	1	0.33
		8	Hassell Tyreke	MB	1	0	0	1	0.33
	-	1	Riley Rashijden	OP	0	0	0	0	
	-	2	Benders Devon	MB	0	2	1	3	
	-	3	Massiah Devorn	MB	0	5	1	6	
	-	4	Jones Kamran	MB	0	1	0	1	
	-	6	Winfield Shurendy	OH	0	0	0	0	
	-	7	Pemberton Suedaiyer	OH	0	1	0	1	
	-	9	Clement Angero	OH	0	1	1	2	
	-	10	Lake Etsel	OP	0	0	0	0	
<b>Total Team</b>					2	10	3	15	0.67

 <b>Serve</b>	Rk	No	Name	Pos.	Aces	Faults	Serve Hits	Total Attempts	Avg. by set
	1	5	Robinson Jalen	S	1	0	4	5	0.33
		7	Pemberton Suedaiyer	OH	1	1	9	11	0.33
	-	1	Riley Rashijden	OP	0	0	0	0	
	-	2	Benders Devon	MB	0	2	2	4	
	-	3	Massiah Devorn	MB	0	1	1	2	
	-	4	Jones Kamran	MB	0	0	1	1	
	-	6	Winfield Shurendy	OH	0	0	0	0	
	-	8	Hassell Tyreke	MB	0	2	3	5	
	-	9	Clement Angero	OH	0	1	2	3	
	-	10	Lake Etsel	OP	0	1	0	1	
<b>Total Team</b>					2	8	22	32	0.67

Team	Total Team	19	6		25
------	------------	----	---	--	----

 <b>Dig</b>	Rk	No	Name	Pos.	Digs	Faults	Receptions	Total Attempts	Avg. by set
	1	5	Robinson Jalen	S	4	5	0	9	1.33
	2	4	Jones Kamran	MB	3	4	0	7	1.00
	3	2	Benders Devon	MB	2	6	0	8	0.67
	4	3	Massiah Devorn	MB	1	0	1	2	0.33
		7	Pemberton Suedaiyer	OH	1	0	0	1	0.33
		8	Hassell Tyreke	MB	1	0	2	3	0.33
	-	1	Riley Rashijden	OP	0	1	0	1	
	-	6	Winfield Shurendy	OH	0	0	0	0	
	-	9	Clement Angero	OH	0	2	0	2	
	-	10	Lake Etsel	OP	0	0	0	0	
<b>Total Team</b>					12	18	3	33	4.00

 <b>Set</b>	Rk	No	Name	Pos.	Running Sets	Faults	Still Sets	Total Attempts	Avg. by set
	1	7	Pemberton Suedaiyer	OH	8	2	10	20	2.67
	2	5	Robinson Jalen	S	5	2	13	20	1.67
	-	1	Riley Rashijden	OP	0	1	0	1	
	-	2	Benders Devon	MB	0	2	1	3	
	-	3	Massiah Devorn	MB	0	0	0	0	
	-	4	Jones Kamran	MB	0	1	0	1	
	-	6	Winfield Shurendy	OH	0	0	0	0	
	-	8	Hassell Tyreke	MB	0	0	1	1	
	-	9	Clement Angero	OH	0	0	2	2	
-	10	Lake Etsel	OP	0	0	0	0		
<b>Total Team</b>					13	8	27	48	4.33


 <b>Reception</b>  Limit: 20.00%	Rk	No	Name	Pos.	Excellents	Faults	Serve Receptions	Total Attempts	Eff. %
	1	9	Clement Angero	OH	3	3	8	14	
	-	1	Riley Rashijden	OP	1	2	1	4	
	-	2	Benders Devon	MB	2	2	2	6	
	-	3	Massiah Devorn	MB	1	0	0	1	
	-	4	Jones Kamran	MB	1	1	4	6	
	-	5	Robinson Jalen	S	1	1	3	5	
	-	6	Winfield Shurendy	OH	0	0	0	0	
	-	7	Pemberton Suedaiyer	OH	4	2	2	8	
	-	8	Hassell Tyreke	MB	1	3	8	12	
-	10	Lake Etsel	OP	2	0	3	5		
<b>Total Team</b>					16	14	31	61	3.28


Match: 13 Date: 25/10/2024 Spectators: 150  
 City: Saint John's  
 Hall: YMCA Complex  
 Match duration: Start: 19:00 End: 21:12 Total: 2:12


Teams	Sets	1	2	3	4	5	Total
ANT	3	24	27	25	25	15	116
BER	2	26	29	19	14	9	97
Duration:		0:23	0:30	0:29	0:22	0:15	1:59




## ANT • Antigua and Barbuda


		Rk	No	Name	Pos.	Attacks	Faults	Shots	Total Attempts	Succ. %
Attack		1	9	James Jamarie	OH	17	5	14	36	47.22
		2	6	Constant Adrian	OP	23	9	20	52	44.23
		-	1	Freeland George	OP	0	0	0	0	
		-	2	Hamilton Michael	L	0	0	0	0	
		-	3	Bonnie Dwight	MB	1	2	4	7	
		-	4	Thomas Collin	S	8	1	8	17	
		-	5	Auguste Yashid	L	0	0	0	0	
		-	7	Cabrall Kylon	OH	2	1	1	4	
		-	8	Daley Barrymore	S	0	1	0	1	
		-	10	Mathurin Erwin	OH	0	0	0	0	
		-	11	Richards Ronel	MB	0	1	2	3	
		-	12	Joseph Kemarni	MB	0	0	1	1	
		-	13	Rouse Dave	S	0	0	0	0	
		-	14	Davis Cairon	MB	0	0	0	0	
Limit: 15.00%		<b>Total Team</b>				51	20	50	121	42.15


		Rk	No	Name	Pos.	Kill Blocks	Faults	Rebounds	Total Attempts	Avg. by set
Block		1	3	Bonnie Dwight	MB	3	8	3	14	0.60
			4	Thomas Collin	S	3	6	3	12	0.60
		3	6	Constant Adrian	OP	2	1	1	4	0.40
			12	Joseph Kemarni	MB	2	1	2	5	0.40
		5	9	James Jamarie	OH	1	1	0	2	0.20
			11	Richards Ronel	MB	1	4	1	6	0.20
		-	1	Freeland George	OP	0	0	0	0	
		-	2	Hamilton Michael	L	0	0	0	0	
		-	5	Auguste Yashid	L	0	0	0	0	
		-	7	Cabrall Kylon	OH	0	0	0	0	
		-	8	Daley Barrymore	S	0	1	0	1	
		-	10	Mathurin Erwin	OH	0	0	0	0	
		-	13	Rouse Dave	S	0	0	0	0	
		-	14	Davis Cairon	MB	0	0	0	0	
		<b>Total Team</b>				12	22	10	44	2.40

		Rk	No	Name	Pos.	Aces	Faults	Serve Hits	Total Attempts	Avg. by set
Serve		1	8	Daley Barrymore	S	2	1	7	10	0.40
			9	James Jamarie	OH	2	3	12	17	0.40
		3	6	Constant Adrian	OP	1	3	18	22	0.20
			12	Joseph Kemarni	MB	1	1	7	9	0.20
		-	1	Freeland George	OP	0	0	0	0	
		-	2	Hamilton Michael	L	0	0	0	0	
		-	3	Bonnie Dwight	MB	0	1	12	13	
		-	4	Thomas Collin	S	0	0	29	29	
		-	5	Auguste Yashid	L	0	0	0	0	
		-	7	Cabrall Kylon	OH	0	1	8	9	
		-	10	Mathurin Erwin	OH	0	0	0	0	
		-	11	Richards Ronel	MB	0	0	7	7	
		-	13	Rouse Dave	S	0	0	0	0	
		-	14	Davis Cairon	MB	0	0	0	0	
		<b>Total Team</b>				6	10	100	116	1.20

<b>Team</b>	Total Team	47	4		51	
-------------	------------	----	---	--	----	--

 <b>Dig</b>	Rk	No	Name	Pos.	Digs	Faults	Receptions	Total Attempts	Avg. by set
	1	5	Auguste Yashid	L	18	7	7	32	3.60
	2	6	Constant Adrian	OP	13	3	1	17	2.60
	3	9	James Jamarie	OH	7	1	2	10	1.40
	4	4	Thomas Collin	S	5	5	4	14	1.00
	5	7	Cabrall Kylon	OH	4	1	2	7	0.80
	6	3	Bonnie Dwight	MB	3	1	1	5	0.60
	7	8	Daley Barrymore	S	1	2	0	3	0.20
	-	1	Freeland George	OP	0	0	0	0	
	-	2	Hamilton Michael	L	0	0	0	0	
-	10	Mathurin Erwin	OH	0	0	0	0		
-	11	Richards Ronel	MB	0	2	2	4		
-	12	Joseph Kemarni	MB	0	1	0	1		
-	13	Rouse Dave	S	0	0	0	0		
-	14	Davis Cairon	MB	0	0	0	0		
<b>Total Team</b>					51	23	19	93	10.20


 <b>Set</b>	Rk	No	Name	Pos.	Running Sets	Faults	Still Sets	Total Attempts	Avg. by set
	1	4	Thomas Collin	S	12	2	33	47	2.40
	2	8	Daley Barrymore	S	10	2	42	54	2.00
	-	1	Freeland George	OP	0	0	0	0	
	-	2	Hamilton Michael	L	0	0	0	0	
	-	3	Bonnie Dwight	MB	0	1	2	3	
	-	5	Auguste Yashid	L	0	1	3	4	
	-	6	Constant Adrian	OP	0	0	3	3	
	-	7	Cabrall Kylon	OH	0	0	3	3	
	-	9	James Jamarie	OH	0	0	3	3	
-	10	Mathurin Erwin	OH	0	0	0	0		
-	11	Richards Ronel	MB	0	0	3	3		
-	12	Joseph Kemarni	MB	0	0	2	2		
-	13	Rouse Dave	S	0	0	0	0		
-	14	Davis Cairon	MB	0	0	0	0		
<b>Total Team</b>					22	6	94	122	4.40


 <b>Reception</b>  Limit: 20.00%	Rk	No	Name	Pos.	Excellents	Faults	Serve Receptions	Total Attempts	Eff. %
	1	5	Auguste Yashid	L	17	4	10	31	41.94
	2	4	Thomas Collin	S	7	4	10	21	14.29
	-	1	Freeland George	OP	0	0	0	0	
	-	2	Hamilton Michael	L	0	0	0	0	
	-	3	Bonnie Dwight	MB	0	0	0	0	
	-	6	Constant Adrian	OP	5	1	8	14	
	-	7	Cabrall Kylon	OH	1	2	1	4	
	-	8	Daley Barrymore	S	0	0	1	1	
	-	9	James Jamarie	OH	5	0	0	5	
-	10	Mathurin Erwin	OH	0	0	0	0		
-	11	Richards Ronel	MB	0	0	1	1		
-	12	Joseph Kemarni	MB	0	1	0	1		
-	13	Rouse Dave	S	0	0	0	0		
-	14	Davis Cairon	MB	0	0	0	0		
<b>Total Team</b>					35	12	31	78	29.49







**BER • Bermuda**


 <b>Attack</b> Limit: 15.00%	Rk	No	Name	Pos.	Attacks	Faults	Shots	Total Attempts	Succ. %
	1	2	Cooke Braedon	OP	9	6	8	23	39.13
	2	6	Hamilton Kyle	OP	15	13	14	42	35.71
	3	4	Siese Tyler	OH	11	8	23	42	26.19
	-	1	Wilson Joshua	OH	1	1	2	4	
	-	3	Tucker Sean	OH	0	0	0	0	
	-	5	Rymon-Lipinski Alexander	MB	3	2	2	7	
	-	7	Barnett Benjamin	MB	3	2	14	19	
	-	11	Saraiva Robert	MB	0	0	0	0	
	-	13	Sousa Brandon	S	5	0	6	11	
<b>Total Team</b>					47	32	69	148	31.76


 <b>Block</b>	Rk	No	Name	Pos.	Kill Blocks	Faults	Rebounds	Total Attempts	Avg. by set
	1	7	Barnett Benjamin	MB	3	5	3	11	0.60
	2	2	Cooke Braedon	OP	1	2	1	4	0.20
		5	Rymon-Lipinski Alexander	MB	1	2	3	6	0.20
	-	1	Wilson Joshua	OH	0	0	0	0	
	-	3	Tucker Sean	OH	0	0	0	0	
	-	4	Siese Tyler	OH	0	0	0	0	
	-	6	Hamilton Kyle	OP	0	5	2	7	
	-	11	Saraiva Robert	MB	0	0	0	0	
	-	13	Sousa Brandon	S	0	0	2	2	
<b>Total Team</b>					5	14	11	30	1.00

 <b>Serve</b>	Rk	No	Name	Pos.	Aces	Faults	Serve Hits	Total Attempts	Avg. by set
	1	2	Cooke Braedon	OP	3	7	6	16	0.60
	2	4	Siese Tyler	OH	2	1	13	16	0.40
		5	Rymon-Lipinski Alexander	MB	2	1	15	18	0.40
		7	Barnett Benjamin	MB	2	1	8	11	0.40
		13	Sousa Brandon	S	2	3	15	20	0.40
	6	6	Hamilton Kyle	OP	1	6	8	15	0.20
	-	1	Wilson Joshua	OH	0	0	1	1	
	-	3	Tucker Sean	OH	0	0	0	0	
	-	11	Saraiva Robert	MB	0	0	0	0	
<b>Total Team</b>					12	19	66	97	2.40

Team	Total Team	33	2	35
------	------------	----	---	----

 <b>Dig</b>	Rk	No	Name	Pos.	Digs	Faults	Receptions	Total Attempts	Avg. by set
	1	13	Sousa Brandon	S	9	3	1	13	1.80
	2	7	Barnett Benjamin	MB	8	11	4	23	1.60
	3	2	Cooke Braedon	OP	4	2	2	8	0.80
		4	Siese Tyler	OH	4	5	4	13	0.80
		5	Rymon-Lipinski Alexander	MB	4	5	3	12	0.80
		6	Hamilton Kyle	OP	4	5	3	12	0.80
	7	1	Wilson Joshua	OH	2	5	2	9	0.40
	-	3	Tucker Sean	OH	0	0	0	0	
	-	11	Saraiva Robert	MB	0	0	0	0	
<b>Total Team</b>					35	36	19	90	7.00

 <b>Set</b>	Rk	No	Name	Pos.	Running Sets	Faults	Still Sets	Total Attempts	Avg. by set
	1	13	Sousa Brandon	S	33	5	87	125	6.60
	2	6	Hamilton Kyle	OP	1	0	2	3	0.20
	-	1	Wilson Joshua	OH	0	0	0	0	
	-	2	Cooke Braedon	OP	0	0	2	2	
	-	3	Tucker Sean	OH	0	0	0	0	
	-	4	Siese Tyler	OH	0	0	1	1	
	-	5	Rymon-Lipinski Alexander	MB	0	0	9	9	
	-	7	Barnett Benjamin	MB	0	2	3	5	
	-	11	Saraiva Robert	MB	0	0	0	0	
<b>Total Team</b>					34	7	104	145	6.80

 <b>Reception</b>  Limit: 20.00%	Rk	No	Name	Pos.	Excellents	Faults	Serve Receptions	Total Attempts	Eff. %
	1	2	Cooke Braedon	OP	20	2	9	31	58.06
	2	4	Siese Tyler	OH	20	1	12	33	57.58
	3	5	Rymon-Lipinski Alexander	MB	8	0	16	24	33.33
	-	1	Wilson Joshua	OH	1	1	1	3	
	-	3	Tucker Sean	OH	0	0	0	0	
	-	6	Hamilton Kyle	OP	1	0	2	3	
	-	7	Barnett Benjamin	MB	3	2	7	12	
	-	11	Saraiva Robert	MB	0	0	0	0	
	-	13	Sousa Brandon	S	0	0	0	0	
<b>Total Team</b>					53	6	47	106	44.34




**Match:** 14    **Date:** 25/10/2024    **Spectators:** 150  
**City:** Saint John's  
**Hall:** YMCA Complex  
**Match duration:** **Start:** 21:00    **End:** 23:43    **Total:** 1:53

Teams	Sets	1	2	3	4	5	Total
LCA	1	22	17	25	20		84
DMA	3	25	25	23	25		98
<b>Duration:</b>		0:22	0:22	0:33	0:25		1:42




LCA • Saint Lucia



**Attack**


Limit: 15.00%

Rk	No	Name	Pos.	Attacks	Faults	Shots	Total Attempts	Succ. %
1	11	Levi Leonce	OH	13	2	7	22	59.09
2	1	Clercent Joseph	OH	12	14	5	31	38.71
3	2	Descartes Sheldon	OH	5	6	5	16	31.25
-	3	Emmanuel Peter	MB	3	1	0	4	
-	4	Lamontagne Fabio	OH	4	2	1	7	
-	5	Son Lance	MB	0	0	0	0	
-	6	Eudoxie Darnel	MB	0	3	3	6	
-	7	Louis Scott	OH	4	3	2	9	
-	8	Sonson Raysean	S	0	0	0	0	
-	9	Myers-James Daniel	OH	0	0	0	0	
-	10	Remy Kernel	S	0	0	0	0	
<b>Total Team</b>				41	31	23	95	43.16



**Block**

Rk	No	Name	Pos.	Kill Blocks	Faults	Rebounds	Total Attempts	Avg. by set
1	4	Lamontagne Fabio	OH	4	5	4	13	1.00
2	6	Eudoxie Darnel	MB	3	0	2	5	0.75
3	3	Emmanuel Peter	MB	1	0	0	1	0.25
	7	Louis Scott	OH	1	2	0	3	0.25
	11	Levi Leonce	OH	1	1	0	2	0.25
-	1	Clercent Joseph	OH	0	3	1	4	
-	2	Descartes Sheldon	OH	0	0	1	1	
-	5	Son Lance	MB	0	0	0	0	
-	8	Sonson Raysean	S	0	0	0	0	
-	9	Myers-James Daniel	OH	0	0	0	0	
-	10	Remy Kernel	S	0	0	0	0	
<b>Total Team</b>				10	11	8	29	2.50





**Serve**


Rk	No	Name	Pos.	Aces	Faults	Serve Hits	Total Attempts	Avg. by set
1	2	Descartes Sheldon	OH	2	3	7	12	0.50
2	1	Clercent Joseph	OH	1	5	9	15	0.25
	4	Lamontagne Fabio	OH	1	3	13	17	0.25
	11	Levi Leonce	OH	1	3	12	16	0.25
-	3	Emmanuel Peter	MB	0	2	11	13	
-	5	Son Lance	MB	0	0	0	0	
-	6	Eudoxie Darnel	MB	0	0	8	8	
-	7	Louis Scott	OH	0	0	4	4	
-	8	Sonson Raysean	S	0	0	0	0	
-	9	Myers-James Daniel	OH	0	0	0	0	
-	10	Remy Kernel	S	0	0	0	0	
<b>Total Team</b>				5	16	64	85	1.25

**Team**

Total Team	28	1		29
------------	----	---	--	----


 <b>Dig</b>	Rk	No	Name	Pos.	Digs	Faults	Receptions	Total Attempts	Avg. by set
	1	11	Levi Leonce	OH	6	7	3	16	1.50
	2	1	Clercent Joseph	OH	4	2	2	8	1.00
		2	Descartes Sheldon	OH	4	2	0	6	1.00
		6	Eudoxie Darnel	MB	4	3	2	9	1.00
	5	4	Lamontagne Fabio	OH	3	2	0	5	0.75
	6	3	Emmanuel Peter	MB	2	5	3	10	0.50
	-	5	Son Lance	MB	0	0	0	0	
	-	7	Louis Scott	OH	0	0	0	0	
	-	8	Sonson Raysean	S	0	0	0	0	
-	9	Myers-James Daniel	OH	0	0	0	0		
-	10	Remy Kernel	S	0	0	0	0		
<b>Total Team</b>					23	21	10	54	5.75


 <b>Set</b>	Rk	No	Name	Pos.	Running Sets	Faults	Still Sets	Total Attempts	Avg. by set
	1	6	Eudoxie Darnel	MB	23	9	54	86	5.75
	-	1	Clercent Joseph	OH	0	1	2	3	
	-	2	Descartes Sheldon	OH	0	0	2	2	
	-	3	Emmanuel Peter	MB	0	0	1	1	
	-	4	Lamontagne Fabio	OH	0	1	2	3	
	-	5	Son Lance	MB	0	0	0	0	
	-	7	Louis Scott	OH	0	0	1	1	
	-	8	Sonson Raysean	S	0	0	0	0	
	-	9	Myers-James Daniel	OH	0	0	0	0	
-	10	Remy Kernel	S	0	0	0	0		
-	11	Levi Leonce	OH	0	0	1	1		
<b>Total Team</b>					23	11	63	97	5.75


 <b>Reception</b>  Limit: 20.00%	Rk	No	Name	Pos.	Excellents	Faults	Serve Receptions	Total Attempts	Eff. %
	1	1	Clercent Joseph	OH	15	1	9	25	56.00
	2	11	Levi Leonce	OH	17	2	15	34	44.12
	-	2	Descartes Sheldon	OH	2	1	1	4	
	-	3	Emmanuel Peter	MB	3	1	6	10	
	-	4	Lamontagne Fabio	OH	8	0	2	10	
	-	5	Son Lance	MB	0	0	0	0	
	-	6	Eudoxie Darnel	MB	0	2	0	2	
	-	7	Louis Scott	OH	0	0	1	1	
	-	8	Sonson Raysean	S	0	0	0	0	
-	9	Myers-James Daniel	OH	0	0	0	0		
-	10	Remy Kernel	S	0	0	0	0		
<b>Total Team</b>					45	7	34	86	44.19




DMA • Dominica


 <b>Attack</b> Limit: 15.00%	Rk	No	Name	Pos.	Attacks	Faults	Shots	Total Attempts	Succ. %
	1	10	Tulloch Larian	OH	7	3	4	14	50.00
	2	2	Florent Yahn	OP	9	5	9	23	39.13
	3	5	George Kerwin	OP	8	4	10	22	36.36
	4	9	Boland Ethan	MB	3	5	5	13	23.08
	-	4	Mingo Mervin Mervel	L	0	0	0	0	
	-	6	Robinson J'den Tyrel	S	0	1	0	1	
	-	7	John Sidney	S	1	0	0	1	
	-	8	Peltier Jimmal Kurt	MB	0	0	0	0	
	-	15	Frederick Bill Clarke	MB	5	1	6	12	
-	16	Vidal Sherron Peter	OH	0	0	0	0		
<b>Total Team</b>					33	19	34	86	38.37


 <b>Block</b>	Rk	No	Name	Pos.	Kill Blocks	Faults	Rebounds	Total Attempts	Avg. by set
	1	2	Florent Yahn	OP	4	3	0	7	1.00
		15	Frederick Bill Clarke	MB	4	8	2	14	1.00
	3	5	George Kerwin	OP	1	0	0	1	0.25
		9	Boland Ethan	MB	1	3	2	6	0.25
	-	4	Mingo Mervin Mervel	L	0	0	0	0	
	-	6	Robinson J'den Tyrel	S	0	1	0	1	
	-	7	John Sidney	S	0	0	0	0	
	-	8	Peltier Jimmal Kurt	MB	0	0	0	0	
	-	10	Tulloch Larian	OH	0	1	0	1	
-	16	Vidal Sherron Peter	OH	0	0	1	1		
<b>Total Team</b>					10	16	5	31	2.50

 <b>Serve</b>	Rk	No	Name	Pos.	Aces	Faults	Serve Hits	Total Attempts	Avg. by set
	1	15	Frederick Bill Clarke	MB	2	0	13	15	0.50
	2	2	Florent Yahn	OP	1	5	11	17	0.25
		7	John Sidney	S	1	0	4	5	0.25
		9	Boland Ethan	MB	1	0	12	13	0.25
		10	Tulloch Larian	OH	1	4	9	14	0.25
		16	Vidal Sherron Peter	OH	1	0	3	4	0.25
	-	4	Mingo Mervin Mervel	L	0	0	0	0	
	-	5	George Kerwin	OP	0	2	13	15	
	-	6	Robinson J'den Tyrel	S	0	0	14	14	
-	8	Peltier Jimmal Kurt	MB	0	0	0	0		
<b>Total Team</b>					7	11	79	97	1.75

Team	Total Team	48	5	53
------	------------	----	---	----

 <b>Dig</b>	Rk	No	Name	Pos.	Digs	Faults	Receptions	Total Attempts	Avg. by set
	1	10	Tulloch Larian	OH	4	5	1	10	1.00
	2	2	Florent Yahn	OP	3	3	7	13	0.75
	3	6	Robinson J'den Tyrel	S	2	3	2	7	0.50
		7	John Sidney	S	2	2	1	5	0.50
	5	4	Mingo Mervin Mervel	L	1	3	3	7	0.25
		9	Boland Ethan	MB	1	1	2	4	0.25
	-	5	George Kerwin	OP	0	4	2	6	
	-	8	Peltier Jimmal Kurt	MB	0	0	0	0	
	-	15	Frederick Bill Clarke	MB	0	3	0	3	
-	16	Vidal Sherron Peter	OH	0	0	0	0		
<b>Total Team</b>					13	24	18	55	3.25

 <b>Set</b>	Rk	No	Name	Pos.	Running Sets	Faults	Still Sets	Total Attempts	Avg. by set
	1	7	John Sidney	S	10	1	15	26	2.50
	2	6	Robinson J'den Tyrel	S	3	4	40	47	0.75
	-	2	Florent Yahn	OP	0	1	2	3	
	-	4	Mingo Mervin Mervel	L	0	0	3	3	
	-	5	George Kerwin	OP	0	0	0	0	
	-	8	Peltier Jimmal Kurt	MB	0	0	0	0	
	-	9	Boland Ethan	MB	0	1	1	2	
	-	10	Tulloch Larian	OH	0	0	1	1	
	-	15	Frederick Bill Clarke	MB	0	0	2	2	
-	16	Vidal Sherron Peter	OH	0	0	0	0		
<b>Total Team</b>					13	7	64	84	3.25

 <b>Reception</b>  Limit: 20.00%	Rk	No	Name	Pos.	Excellents	Faults	Serve Receptions	Total Attempts	Eff. %
	1	10	Tulloch Larian	OH	10	0	6	16	62.50
	2	4	Mingo Mervin Mervel	L	17	1	11	29	55.17
	-	2	Florent Yahn	OP	0	1	0	1	
	-	5	George Kerwin	OP	6	0	6	12	
	-	6	Robinson J'den Tyrel	S	1	0	1	2	
	-	7	John Sidney	S	0	0	0	0	
	-	8	Peltier Jimmal Kurt	MB	0	0	0	0	
	-	9	Boland Ethan	MB	3	0	2	5	
	-	15	Frederick Bill Clarke	MB	1	0	0	1	
-	16	Vidal Sherron Peter	OH	0	0	0	0		
<b>Total Team</b>					38	2	26	66	54.55



 ST. JOHNS, ANTIGUA & BARBUDA

---

### Antigua thrills over Bermuda to set up showdown with Grenada

**ST JOHN'S, Antigua and Barbuda, October 25, 2024:** Antigua and Barbuda looked out of it after losing the first sets to Bermuda, but found the will in Pool A of the 2024 Eastern Caribbean Volleyball Association (ECVA) Senior Men's Championships here at the YMCA Sports Complex.

As such, Match 13 proved to be thus far the most thrilling, as Antigua and Barbuda triumphed 3-2(24-26, 25-27, 25-19, 25-14, 15-9)

Antigua and Barbuda thus levelled with Grenada, who also has three wins from as many matches.

The two will now battle for top spot in the pool, when they square off in Match 19.

Assessing his team's come from behind effort, Head Coach of Antigua and Barbuda- Karl Williams was proud of his charges' response to the Bermudans early dominance.

"I had all the confidence in the world for the guys... What am happy for, is we were pushed and we showed resilience that is within this team", Williams related.

Williams revealed that tactically adjustments were made, when the chips were down with them.

"Within our two and a half months of training, we would have tried different systems... Tonight one wasn't working and we made the adjustment", a smiling Williams said.

Adrian Constant- Antigua and Barbuda's Captain, was also in praise with his teammates recovery after being two sets down.

"We were lackadaisical early in the game...We made some changes which really worked and impacted the game...In the third set we realized that if we sit and play Antigua's style of Volleyball, they can't beat us", Constant reported.

Michael Smith- Head Coach of Bermuda heaped accolades on his players, despite surrendering a two- set advantage, and having only one substitute at his disposal.

"We knew coming in that we didn't have a lot of subs, so we tried to be as tactical as we could... Our passing was phenomenal... We executed as well as we could... We are holding our heads high after this" Smith said.

He though underscored the extreme heat was also a defining factor in the match.

"We got pretty tired... The guys were pretty sweaty... At the end of the third, it was pretty dangerous...There was sweat everywhere...Am proud of the guys", Smith commiserated.

The other Pool A result on day three, saw Grenada defeating St Eustacius 3-0(26-24, 25-19, 25-17).

---



 ST. JOHNS, ANTIGUA & BARBUDA

---

## Dominica leads Pool B after toppling St Lucia

**ST JOHN'S, Antigua and Barbuda, October 25, 2024:** Efficient execution in all facets of the game, saw Dominica carving out a 3-1(25-23, 25-17, 23-25, 25-20) over St Lucia, to lead Pool B of the 2024 Eastern Caribbean Volleyball Association (ECVA) Senior Men's Championships here at the YMCA Sports Complex.

St Lucia though pushed Dominica in each of the sets, as neither relented, as they fought for supremacy.

In the end, it was the power of the Dominica hitters, sprinkled with deft touches that made the difference.

Delighted with the win, Dominica's Head Coach- Brian Gavlas, thumbed his team's analyses of the St Lucians' play and strategized accordingly.

"We put them in trouble with our serves... We were pretty discipline with our blocking and defence ...Our guys did a good job... In general, we executed what we wanted to do very well", Galvas reasoned.

Also, underlining that it was their superior strategy that helped them cross the line, Dominica's Captain- Yahn Florent commented: "We looked at their games and from photos...We analysed the game plan and we stuck to the game".

Florent though wanted his team to be unblemished.

"It is very nice to have one over their head...It was not the win we wanted... We wanted a 3-nil victory", Florent insisted.

Accepting defeat, but not throwing in the towel, St Lucia's Head Coach- Hervan Brown, thinks it is not all done for them.

"The tournament is not over, we are still going to win", Brown assured.

His evaluation however, thumbed their service errors that attributed to their loss.

"We had a terrible serving game and I think that is where we lost the game", Brown pointed out.

Brown iterated that they will fix what needs to be fixed in their upcoming match.

In other Pool B results on day four saw Anguilla having a 3-0 (25-15, 25-9, 25-17) win over Saba and St Maarten also defeated Saba 3-0(25-10, 25-14, 25-7).