

2024.10.24



BULLETIN

No. 3



ST. JOHNS, ANTIGUA & BARBUDA





FEDERATION
INTERNATIONALE
DE VOLLEYBALL



0-1

UNIFORM COLOURS
Couleur de l'uniforme

CITY: Ville: **St. Johns**

DATE: **22/10/2024** TIME: Heure: **14:51**

REGISTERED COLOURS / Couleurs enregistrées :
(ONLY SHIRT COLOUR - seulement la couleur du maillot)

POOL/PHASE: Groupe/Phase: **B**

	DMA	AGU	LCA	SXM	SAB	
1	Green	White	White	Red	Blue	
2	Grey	Blue	Blue	Blue	White	
3						

MATCH SCHEDULE
Calendrier des matches

TEAMS CHOICE (1-2 OR 3)
Choix des équipes (1-2 ou 3)

ECVA DECISION
Décision de la ECVA

DATE:	No. Match	Team Equipe		1st CHOICE 1er Choix		ECVA DECISION LIBERO		ECVA DECISION Décision de la ECVA	
		A	B	A	B	A	B	A	B
23/10/2024	2	DMA	AGU	Green	White			Green	White
24/10/2024	4	LCA	SAB	White	Blue			White	Blue
24/10/2024	6	SXM	DMA	Red	Green			Red	Grey
24/10/2024	8	LCA	AGU	White	White			Blue	White
25/10/2024	10	AGU	SAB	Green	Blue			Blue	White
25/10/2024	12	SXM	SAB	Blue	Blue			Blue	White
25/10/2024	14	LCA	DMA	White	Green			White	Green
26/10/2024	15	SXM	AGU	Red	White			Red	White
26/10/2024	17	DMA	SAB	Green	Blue			Grey	Blue
26/10/2024	20	LCA	SXM	White	Blue			Blue	Red
27/10/2024	21								
27/10/2024	22								
27/10/2024	23								
27/10/2024	24								

MATCHES RESULTS

Pool A

No	Date	Teams	Set	Result per set (points)					Total Points	Duration	Spectators
				1	2	3	4	5			
1	23-Oct-2024	GRN - BER	3-1	19-25	25-22	25-20	26-24		95-91	2:04	50
3	23-Oct-2024	ANT - EUX	3-0	25-13	25-11	25-19			75-43	1:10	100
5	24-Oct-2024	GRN - IVB	3-1	14-25	25-12	25-9	25-21		89-67	1:30	50
7	24-Oct-2024	BER - EUX	3-0	25-11	25-18	25-14			75-43	0:59	50
9	24-Oct-2024	ANT - IVB	3-0	25-12	25-19	25-19			75-50	1:06	150

Pool B

No	Date	Teams	Set	Result per set (points)					Total Points	Duration	Spectators
				1	2	3	4	5			
2	23-Oct-2024	DMA - AGU	3-1	19-25	25-13	25-11	25-21		94-70	1:34	50
4	24-Oct-2024	LCA - SAB	3-0	25-10	25-9	25-10			75-29	1:01	50
6	24-Oct-2024	SXM - DMA	1-3	21-25	25-27	25-19	18-25		89-96	2:11	50
8	24-Oct-2024	LCA - AGU	3-0	25-16	25-19	25-21			75-56	1:24	70

TEAM RANKING

Pool A


Rk	Code	Team	Matches			Pts	Results details						Sets			Points		
			W	L	T		3-0	3-1	3-2	2-3	1-3	0-3	W	L	Ratio	W	L	Ratio
1	ANT	Antigua and Barbuda	2	0	2	10	2	0	0	0	0	0	6	0	MAX	150	93	1.6129
2	GRN	Grenada	2	0	2	8	0	2	0	0	0	0	6	2	3.000	184	158	1.1646
3	BER	Bermuda	1	1	2	6	1	0	0	0	1	0	4	3	1.333	166	138	1.2029
4	IVB	Virgin Islands, British	0	2	2	1	0	0	0	0	1	1	1	6	0.167	117	164	0.7134
5	EUX	Saint-Eustache	0	2	2	0	0	0	0	0	0	2	0	6	0.000	86	150	0.5733

Pool B

Rk	Code	Team	Matches			Pts	Results details						Sets			Points		
			W	L	T		3-0	3-1	3-2	2-3	1-3	0-3	W	L	Ratio	W	L	Ratio
1	LCA	Saint Lucia	2	0	2	10	2	0	0	0	0	0	6	0	MAX	150	85	1.7647
2	DMA	Dominica	2	0	2	8	0	2	0	0	0	0	6	2	3.000	190	159	1.1950
3	SXM	Sint-Maarten	0	1	1	1	1	0	0	0	1	0	1	3	0.333	89	96	0.9271
4	AGU	Anguilla	0	2	2	1	0	0	0	0	1	1	1	6	0.167	126	169	0.7456
5	SAB	Saba	0	1	1	0	0	0	0	0	0	1	0	3	0.000	29	75	0.3867



ECVA Senior Men's Volleyball Championship 2024



P-2 Match result

Pool B

Match: 4 **Date:** 24/10/2024 **Spectators:** 50
City: Saint John's
Hall: YMCA Complex
Match duration: **Start:** 09:00 **End:** 09:58 **Total:** 0:58

Teams	Sets	1	2	3	4	5	Total
LCA	3	25	25	25			75
SAB	0	10	9	10			29
Duration:		0:20	0:17	0:15			0:52

Referees: 1st: Vanessa Burke (ANT) 2nd: Omari Hamilton (AGU)

LCA - Saint Lucia													
No	Name	Pos.	Line-up					Points by set					T.
			1	2	3	4	5	1	2	3	4	5	
1	Clercent (C)	OH	1	2				6	4				10
2	Sheldon	OH	3	4	3			3	3	5			11
3	Emmanuel	MB	2	3	2			3	2	4			9
4	Lamontagne	OH	5	6	5			4	1	1			6
5	Son	MB											
6	Darnell	MB	6	1	6			1	3				4
7	Louis	OH		2				1					1
8	Sonson	S			6								
9	Daniel	OH		5	1			6	2				8
10	Remy	S											
11	Leonce	OH	4		4			2	1				3

Coach: Hervan Brown
Assistant: Nicholas Sheldon

SAB - Saba													
No	Name	Pos.	Line-up					Points by set					T.
			1	2	3	4	5	1	2	3	4	5	
1	Rashijden	OP		5	4								
2	Devon	MB											
3	Devorn	MB	3	3	6			2	1	1			4
4	Kamran	MB			3								
5	Jalen (C)	S	4	4	5			2		1			3
6	Shurendy	OH											
7	Suedaiyer	OH	1	1	2					1			1
8	Tyreke	MB	6	6	1					1			1
9	Angero	OH	2	2	1			1					1
10	Etsel	OP	5										

Coach: Kemaul Lee
Assistant: Risley Lauren

TEAMS AND PLAYERS PERFORMANCES

Won Points	Total Atts	No	Name
28	41	Total Team	
8	11	2	Sheldon
4	5	1	Clercent
4	5	3	Emmanuel
0	5	Total Team	
0	0	1	Clercent
0	0	2	Sheldon
0	3	3	Emmanuel
24	74	Total Team	
6	17	1	Clercent
5	16	3	Emmanuel
5	12	9	Daniel
23		Total Team	
75	120	Total Team	

11	18	2	Sheldon
10	22	1	Clercent
9	24	3	Emmanuel

Scoring Skills	Won Points	Total Atts	No	Name
Attack	9	24	Total Team	
	4	7	3	Devorn
	3	8	5	Jalen
	1	3	8	Tyreke
Block	0	13	Total Team	
	0	1	1	Rashijden
	0	0	2	Devon
	0	6	3	Devorn
Serve	1	30	Total Team	
	1	7	7	Suedaiyer
	0	5	1	Rashijden
	0	0	2	Devon
Opp. error	19		Total Team	
	29	67	Total Team	
Best scorers	4	18	3	Devorn
	3	14	5	Jalen
	1	11	7	Suedaiyer

■ Starting line-up with position Atts = Attempts (C) = Captain MB = Middle blocker S = Setter
□ Substitute with shirt number Opp. = Opponent (L) / L = Libero OP = Opposite OH = Outside Hitter





ECVA Senior Men's Volleyball Championship 2024



[P-2] Match result

Pool A

Match: 5 **Date:** 24/10/2024 **Spectators:** 50
City: Saint John's
Hall: YMCA Complex
Match duration: **Start:** 11:00 **End:** 12:26 **Total:** 1:26

Teams	Sets	1	2	3	4	5	Total
GRN	3	14	25	25	25		89
IVB	1	25	12	9	21		67
Duration:		0:18	0:15	0:19	0:20		1:12

Referees: 1st: David Toussaint (DMA) 2nd: Chesley Augustine (SXM)

GRN - Grenada													
No	Name	Pos.	Line-up					Points by set					T.
			1	2	3	4	5	1	2	3	4	5	
1	Nelson	S	1		2			1					1
2	Noel	S		1	1	1		3	5				8
3	John	OH			4	2			2	4			6
4	Andrews	OH		2	2			2	2				4
5	Acea	MB	3	3	3	3			2	1			3
6	Thad	MB											
7	Jonell	OH	5	5	5	5		2	6	3	5		16
8	John	OP	1										
9	Oxford	OP	2	4	4	12		7	1	2			10
10	Mitchell	MB											
11	Phillip	MB	6	6	6	6		2	4	6			12
12	Oliver	OH	4			4		2		1			3
13	Roberts (L)	L	L	L	L	L							
14	Wall (L)	L	L	L	L	L							

Coach: Peer Nasseir
Assistant: Javin Noel

IVB - Virgin Islands, British													
No	Name	Pos.	Line-up					Points by set					T.
			1	2	3	4	5	1	2	3	4	5	
1	Panchoo	OH	1	2	1	1		3	1	3			7
2	Singh	S	2	3	2			1		2			3
3	Malcolm	MB	3	4	3	3		4	1	3			8
5	Javin	OH		1	4					4			4
7	Marquis	OH	4	5	4	1		6		4			10
9	GEORGE (L)	L	L	L	L	L							
10	D'Andre	MB											
11	Davis	S				2					2		2
12	Joseph	OP	5	6	5	5							
13	Jose	MB	6	1	6	6		2	1	3			6

Coach: Stephen Payne
Assistant: JACQUELINE WEEKES

TEAMS AND PLAYERS PERFORMANCES

Won Points	Total Atts	No	Name
38	83	Total Team	
12	22	7	Jonell
8	19	11	Phillip
6	10	3	John
5	23	Total Team	
1	2	1	Nelson
1	5	2	Noel
1	1	4	Andrews
20	88	Total Team	
6	21	2	Noel
4	12	7	Jonell
3	8	9	Oxford
26		Total Team	
89	194	Total Team	

16	35	7	Jonell
12	35	11	Phillip
10	20	9	Oxford

Scoring Skills	Won Points	Total Atts	No	Name
Attack	26	72	Total Team	
	8	16	7	Marquis
	7	22	1	Panchoo
	5	6	13	Jose
Block	6	28	Total Team	
	3	9	3	Malcolm
	1	3	5	Javin
	1	3	7	Marquis
Serve	8	68	Total Team	
	3	20	3	Malcolm
	2	5	2	Singh
	2	10	11	Davis
Opp. error	27		Total Team	
	67	168	Total Team	
Best scorers	10	29	7	Marquis
	8	35	3	Malcolm
	7	31	1	Panchoo

■ Starting line-up with position Atts = Attempts (C) = Captain MB = Middle blocker S = Setter
□ Substitute with shirt number Opp. = Opponent (L) / L = Libero OP = Opposite OH = Outside Hitter





ECVA Senior Men's Volleyball Championship 2024



[P-2] Match result

Pool B

Match: 6 **Date:** 24/10/2024 **Spectators:** 50
City: Saint John's
Hall: YMCA Complex
Match duration: **Start:** 13:00 **End:** 15:07 **Total:** 2:07

Teams	Sets	1	2	3	4	5	Total
SXM	1	21	25	25	18		89
DMA	3	25	27	19	25		96
Duration:		0:33	0:30	0:24	0:31		1:58

Referees: 1st: Rawle, Emroy Lee (ANT) 2nd: Monique Martis (EUX)

SXM - Sint-Maarten													
No	Name	Pos.	Line-up					Points by set					T.
			1	2	3	4	5	1	2	3	4	5	
1	TY	S			1	2						1	1
2	Valies	OP	4	5	4	5	2	5	2	2		11	
4	Augustine	OH	2	3	8	1	2	1				3	
5	MARCIN (L)	L	L	L	L	L							
6	QUENTIN	OP											
7	Rajheem	OH	5	6	5	6	5	2	3			10	
8	Jeffers (C)	S	1	2	2	3	1	3	1			5	
10	Gumbs	MB	6	1	6	1	2	4	1			7	
11	GEORFFRY	MB	3	4	3	4	3	2	3			8	
	Ecko	L											

Coach: CLAYTON HOLIDAY
Assistant: JACOBS RAYMOND

DMA - Dominica													
No	Name	Pos.	Line-up					Points by set					T.
			1	2	3	4	5	1	2	3	4	5	
2	Florent (C)	OP	2	2	2	1	5	6	4	1			16
4	Mingo (L)	L	L	L	L	L							
5	George	OP	6	6	9	9	4					4	
6	Robinson	S	5	5	5								
7	Sidney	S		6	6	4			1	1	2	4	
8	Peltier	MB											
9	Ethan	MB	4	4	4	3	4	4	2			10	
10	Larian	OH	5	5	6	5	1	3	2			6	
15	Frederick	MB	1	1	1	6	1	2	7			10	
16	Vidal	OH	3	3	3	2	1	3	1	4		9	

Coach: Brian Gavlas
Assistant: James Ithoma

TEAMS AND PLAYERS PERFORMANCES

Won Points	Total Atts	No Name
29	99	Total Team
9	24	2 Valies
9	31	7 Rajheem
4	10	8 Jeffers
10	47	Total Team
3	11	10 Gumbs
2	9	2 Valies
2	10	11 GEORFFRY
6	91	Total Team
3	18	11 GEORFFRY
1	9	4 Augustine
1	11	7 Rajheem
44		Total Team
89	237	Total Team
11	51	2 Valies
10	48	7 Rajheem
8	37	11 GEORFFRY

Scoring Skills
Attack
Block
Serve
Opp. error
Total
Best scorers

Won Points	Total Atts	No Name
36	113	Total Team
14	37	2 Florent
5	14	9 Ethan
5	10	10 Larian
8	34	Total Team
4	8	9 Ethan
2	6	15 Frederick
1	2	5 George
15	94	Total Team
4	18	16 Vidal
3	8	5 George
3	14	15 Frederick
37		Total Team
96	241	Total Team
16	54	2 Florent
10	36	9 Ethan
10	41	15 Frederick

■ Starting line-up with position Atts = Attempts (C) = Captain MB = Middle blocker S = Setter
□ Substitute with shirt number Opp. = Opponent (L) / L = Libero OP = Opposite OH = Outside Hitter





ECVA Senior Men's Volleyball Championship 2024



[P-2] Match result

Pool A

Match: 7 **Date:** 24/10/2024 **Spectators:** 50
City: Saint John's
Hall: YMCA Complex
Match duration: **Start:** 17:00 **End:** 17:59 **Total:** 0:59

Teams	Sets	1	2	3	4	5	Total
BER	3	25	25	25			75
EUX	0	11	18	14			43
Duration:		0:16	0:18	0:18			0:52

Referees: 1st: Don Gordon (DMA) 2nd: Keson Edmund (LCA)

BER - Bermuda															
No	Name	Pos.	Line-up					Points by set					T.		
			1	2	3	4	5	1	2	3	4	5			
1	Wilson	OH			5							1			1
2	Cooke	OP	6			6				5		6			11
3	Tucker	OH													
4	Siese	OH	3	2	3					3	2	1			6
5	Rymon-Lipinski	MB	4	3	4					2	1	1			4
6	Hamilton	OP	5	4	5					2	4	4			10
7	Barnett	MB	1	6	1					2	2	5			9
11	Saraiva	MB													
13	Sousa	S	2	1	2					1		1			2

Coach: Michael Smith
Assistant: Robert Saravia

EUX - Saint-Eustache															
No	Name	Pos.	Line-up					Points by set					T.		
			1	2	3	4	5	1	2	3	4	5			
1	Patrick	OH	5	5	5						3	1			4
2	Rivers	OP	4	8	8					1					1
3	Emilio	OH	2	2	2					1	3	3			7
4	Beete	OH	8		7										
5	Prudencia	S	1	1	1						1				1
6	Wendell	OH													
7	Connell	MB	6	6	6					1					1
8	Robins	MB	3	3	3					1					1
9	Leito	OP		4	4						1	1			2

Coach: Patricio bridgewater
Assistant: Hook Esmond

TEAMS AND PLAYERS PERFORMANCES

Won Points	Total Atts	No Name
27	61	Total Team
8	19	6 Hamilton
7	10	2 Cooke
5	10	7 Barnett
3	8	Total Team
2	4	7 Barnett
1	1	2 Cooke
0	0	1 Wilson
13	73	Total Team
3	6	2 Cooke
2	14	4 Siese
2	16	5 Rymon-Lipinski
32		Total Team
75	142	Total Team

11	17	2 Cooke
10	34	6 Hamilton
9	20	7 Barnett

Scoring Skills
Attack
Block
Serve
Opp. error
Total
Best scorers

Won Points	Total Atts	No Name
11	59	Total Team
5	20	3 Emilio
3	9	1 Patrick
1	5	2 Rivers
3	15	Total Team
2	5	9 Leito
1	3	5 Prudencia
0	3	1 Patrick
3	45	Total Team
2	11	3 Emilio
1	9	1 Patrick
0	2	2 Rivers
26		Total Team
43	119	Total Team

7	32	3 Emilio
4	21	1 Patrick
2	21	9 Leito

■ Starting line-up with position Atts = Attempts (C) = Captain MB = Middle blocker S = Setter
□ Substitute with shirt number Opp. = Opponent (L) / L = Libero OP = Opposite OH = Outside Hitter





ECVA Senior Men's Volleyball Championship 2024



[P-2] Match result

Pool B

Match: 8 **Date:** 24/10/2024 **Spectators:** 70
City: Saint John's
Hall: YMCA Complex
Match duration: **Start:** 19:00 **End:** 20:24 **Total:** 1:24

Teams	Sets	1	2	3	4	5	Total
LCA	3	25	25	25			75
AGU	0	16	19	21			56
Duration:		0:21	0:27	0:28			1:16

Referees: 1st: Caldron Morton (IVB) 2nd: Rawle, Emroy Lee (ANT)

LCA - Saint Lucia													
No	Name	Pos.	Line-up					Points by set					T.
			1	2	3	4	5	1	2	3	4	5	
1	Clercent	OH	1	2	9			1	5	4			10
2	Sheldon	OH	3	4	3			9	5	6			20
3	Emmanuel	MB	2	3	2			3	1				4
4	Lamontagne	OH	5	6	5			1	5	5			11
5	Son	MB			3					2			2
6	Darnell	MB	6	1	6			1	2				3
7	Louis	OH	4					3					3
8	Sonson	S											
9	Daniel	OH		5	1					3			3
10	Remy	S											
11	Leonce	OH			4					1			1

Coach: Hervan Brown
Assistant: Nicholas Sheldon

AGU - Anguilla													
No	Name	Pos.	Line-up					Points by set					T.
			1	2	3	4	5	1	2	3	4	5	
1	Richardson	S	2	1	2			1		1			2
2	Sasso	MB	1	6	1			2	2				4
5	Fredericks	MB	4	3	1			1	1	1			3
6	Frank	OH	3	2	3			2	5	4			11
7	Richardson	MB		5	4					2			2
8	Jones (L)	L		L	L								
9	Vanterpool	OP	5	4	5			2	3	1			6
10	Reid	OH	6	5	6			3					3
11	Samuel	OH			2								
14	Smith	OP			10					1			1

Coach: Justus Connor
Assistant:

TEAMS AND PLAYERS PERFORMANCES

Won Points	Total Atts	No	Name
40	77	Total Team	
14	20	2	Sheldon
10	18	1	Clercent
7	13	4	Lamontagne
4	19	Total Team	
1	1	2	Sheldon
1	2	3	Emmanuel
1	2	5	Son
13	74	Total Team	
5	17	2	Sheldon
4	14	4	Lamontagne
1	16	3	Emmanuel
18		Total Team	
75	170	Total Team	

Scoring Skills
Attack
Block
Serve
Opp. error
Total
Best scorers

Won Points	Total Atts	No	Name
25	61	Total Team	
8	21	6	Frank
4	6	2	Sasso
4	10	9	Vanterpool
3	14	Total Team	
2	4	6	Frank
1	4	9	Vanterpool
0	1	1	Richardson
4	57	Total Team	
1	8	6	Frank
1	5	7	Richardson
1	11	9	Vanterpool
24		Total Team	
56	132	Total Team	

■ Starting line-up with position Atts = Attempts (C) = Captain MB = Middle blocker S = Setter
□ Substitute with shirt number Opp. = Opponent (L) / L = Libero OP = Opposite OH = Outside Hitter



P-2 Match result
Pool A

Match: 9 **Date:** 24/10/2024 **Spectators:** 150
City: Saint John's
Hall: YMCA Complex
Match duration: **Start:** 21:00 **End:** 22:06 **Total:** 1:06

Teams	Sets	1	2	3	4	5	Total
ANT	3	25	25	25			75
IVB	0	12	19	19			50
Duration:		0:19	0:22	0:19			1:00

Referees: 1st: David Toussaint (DMA) 2nd: Monique Martis (EUX)

ANT - Antigua and Barbuda														
No	Name	Pos.	Line-up					Points by set					T.	
			1	2	3	4	5	1	2	3	4	5		
1	Freeland	OP												
2	Michael	L												
3	Bonnie	MB	6	6	4			5	1	4				10
4	Thomas	S	1	1	2			2	5	1				8
5	Yash (L)	L	L	L	L									
6	Adrian	OP	4	4	5			3	6	7				16
7	Cabral	OH			6					1				1
8	Daley	S												
9	James	OH	2	2	3			6	5	4				15
10	Erwin	OH	5	5	7			1	3					4
11	Ronel	MB	3	3				3	1					4
12	Joseph	MB		11	1									
13	Rouse	S												
99	Cairon	MB												

Coach: CARL WILLIAMS
Assistant: THOMAS JOELLE

IVB - Virgin Islands, British															
No	Name	Pos.	Line-up					Points by set					T.		
			1	2	3	4	5	1	2	3	4	5			
1	Panchoo	OH	2	3	2					2	5				7
2	Singh	S	1	2						1	1				2
3	Malcolm	MB	3	4	3			1	4	3					8
5	Javin	OH	1	1	5					1					1
7	Marquis	OH	5	6				2	2						4
9	GEORGE (L)	L	L	L	L										
10	D'Andre	MB	13							1					1
11	Davis	S		2	1					2					2
12	Joseph	OP	4	5	4					1	2				3
13	Jose	MB	6	1	6			1	3						4

Coach: stephen payne
Assistant: WEEKES JACQUELINE

TEAMS AND PLAYERS PERFORMANCES

Won Points	Total Atts	No	Name
35	61	Total Team	
16	21	6	Adrian
5	10	3	Bonnie
5	12	9	James
3	11	Total Team	
2	3	11	Ronel
1	2	4	Thomas
0	0	1	Freeland
20	73	Total Team	
10	20	9	James
5	17	3	Bonnie
4	12	4	Thomas
17		Total Team	
75	145	Total Team	

Scoring Skills
Attack
Block
Serve
Opp. error
Total
Best scorers

Won Points	Total Atts	No	Name
18	49	Total Team	
5	10	3	Malcolm
4	10	1	Panchoo
3	9	7	Marquis
4	12	Total Team	
2	2	3	Malcolm
1	2	1	Panchoo
1	2	12	Joseph
10	52	Total Team	
2	9	1	Panchoo
2	8	11	Davis
2	7	13	Jose
18		Total Team	
50	113	Total Team	
8	22	3	Malcolm
7	21	1	Panchoo
4	15	7	Marquis

■ Starting line-up with position Atts = Attempts (C) = Captain MB = Middle blocker S = Setter
□ Substitute with shirt number Opp. = Opponent (L) / L = Libero OP = Opposite OH = Outside Hitter





Match: 4 **Date:** 24/10/2024 **Spectators:** 50
City: Saint John's
Hall: YMCA Complex
Match duration: **Start:** 09:00 **End:** 09:58 **Total:** 0:58


Teams	Sets	1	2	3	4	5	Total
LCA	3	25	25	25			75
SAB	0	10	9	10			29
Duration:		0:20	0:17	0:15			0:52




LCA • Saint Lucia


 Attack Limit: 15.00%	Rk	No	Name	Pos.	Attacks	Faults	Shots	Total Attempts	Succ. %
	1	2	Descartes Sheldon	OH	8	2	1	11	72.73
	2	4	Lamontagne Fabio	OH	4	2	3	9	44.44
	-	1	Clercent Joseph	OH	4	1	0	5	
	-	3	Emmanuel Peter	MB	4	0	1	5	
	-	5	Son Lance	MB	0	0	0	0	
	-	6	Eudoxie Darnel	MB	1	0	0	1	
	-	7	Louis Scott	OH	1	0	1	2	
	-	8	Sonson Raysean	S	0	0	0	0	
	-	9	Myers-James Daniel	OH	3	0	0	3	
	-	10	Remy Kernel	S	0	0	0	0	
-	11	Levi Leonce	OH	3	0	2	5		
Total Team					28	5	8	41	68.29


 Block	Rk	No	Name	Pos.	Kill Blocks	Faults	Rebounds	Total Attempts	Avg. by set	
	-	1	Clercent Joseph	OH	0	0	0	0	0	
	-	2	Descartes Sheldon	OH	0	0	0	0	0	
	-	3	Emmanuel Peter	MB	0	2	1	3		
	-	4	Lamontagne Fabio	OH	0	1	1	2		
	-	5	Son Lance	MB	0	0	0	0		
	-	6	Eudoxie Darnel	MB	0	0	0	0		
	-	7	Louis Scott	OH	0	0	0	0		
	-	8	Sonson Raysean	S	0	0	0	0		
	-	9	Myers-James Daniel	OH	0	0	0	0		
	-	10	Remy Kernel	S	0	0	0	0		
-	11	Levi Leonce	OH	0	0	0	0			
Total Team					0	3	2	5		

 Serve	Rk	No	Name	Pos.	Aces	Faults	Serve Hits	Total Attempts	Avg. by set
	1	1	Clercent Joseph	OH	6	1	10	17	2.00
	2	3	Emmanuel Peter	MB	5	3	8	16	1.67
	9	Myers-James Daniel	OH	5	2	5	12	1.67	
	4	2	Descartes Sheldon	OH	3	3	1	7	1.00
	6	Eudoxie Darnel	MB	3	1	4	8	1.00	
	6	4	Lamontagne Fabio	OH	2	1	6	9	0.67
	-	5	Son Lance	MB	0	0	0	0	
	-	7	Louis Scott	OH	0	0	0	0	
	-	8	Sonson Raysean	S	0	0	0	0	
	-	10	Remy Kernel	S	0	0	0	0	
-	11	Levi Leonce	OH	0	1	4	5		
Total Team					24	12	38	74	8.00

Team	Total Team	23	1		24	
-------------	------------	----	---	--	----	--


 Dig	Rk	No	Name	Pos.	Digs	Faults	Receptions	Total Attempts	Avg. by set
	1	11	Levi Leonce	OH	5	0	0	5	1.67
	2	1	Clercent Joseph	OH	4	0	0	4	1.33
	3	3	Emmanuel Peter	MB	3	1	0	4	1.00
	9		Myers-James Daniel	OH	3	1	0	4	1.00
	5	4	Lamontagne Fabio	OH	2	3	1	6	0.67
	-	2	Descartes Sheldon	OH	0	0	0	0	
	-	5	Son Lance	MB	0	0	0	0	
	-	6	Eudoxie Darnel	MB	0	1	0	1	
	-	7	Louis Scott	OH	0	0	0	0	
-	8	Sonson Raysean	S	0	0	0	0		
-	10	Remy Kernel	S	0	0	0	0		
Total Team					17	6	1	24	5.67

 Set	Rk	No	Name	Pos.	Running Sets	Faults	Still Sets	Total Attempts	Avg. by set
	1	6	Eudoxie Darnel	MB	13	1	14	28	4.33
	2	4	Lamontagne Fabio	OH	1	0	0	1	0.33
	-	1	Clercent Joseph	OH	0	0	0	0	
	-	2	Descartes Sheldon	OH	0	0	1	1	
	-	3	Emmanuel Peter	MB	0	0	2	2	
	-	5	Son Lance	MB	0	0	0	0	
	-	7	Louis Scott	OH	0	0	0	0	
	-	8	Sonson Raysean	S	0	0	0	0	
	-	9	Myers-James Daniel	OH	0	0	0	0	
-	10	Remy Kernel	S	0	0	0	0		
-	11	Levi Leonce	OH	0	0	0	0		
Total Team					14	1	17	32	4.67

 Reception Limit: 20.00%	Rk	No	Name	Pos.	Excellents	Faults	Serve Receptions	Total Attempts	Eff. %
	1	4	Lamontagne Fabio	OH	1	0	4	5	20.00
	2	9	Myers-James Daniel	OH	1	1	3	5	
	-	1	Clercent Joseph	OH	1	0	1	2	
	-	2	Descartes Sheldon	OH	1	0	1	2	
	-	3	Emmanuel Peter	MB	0	0	3	3	
	-	5	Son Lance	MB	0	0	0	0	
	-	6	Eudoxie Darnel	MB	0	0	0	0	
	-	7	Louis Scott	OH	0	0	0	0	
	-	8	Sonson Raysean	S	0	0	0	0	
-	10	Remy Kernel	S	0	0	0	0		
-	11	Levi Leonce	OH	2	0	1	3		
Total Team					6	1	13	20	25.00




SAB • Saba



Attack

Limit: 15.00%

Rk	No	Name	Pos.	Attacks	Faults	Shots	Total Attempts	Succ. %
1	3	Massiah Devorn	MB	4	2	1	7	57.14
2	5	Robinson Jalen	S	3	1	4	8	37.50
-	1	Riley Rashijden	OP	0	1	0	1	
-	2	Benders Devon	MB	0	0	0	0	
-	4	Jones Kamran	MB	0	0	1	1	
-	6	Winfield Shurendy	OH	0	0	0	0	
-	7	Pemberton Suedaiyer	OH	0	1	0	1	
-	8	Hassell Tyreke	MB	1	0	2	3	
-	9	Clement Angero	OH	1	1	0	2	
-	10	Lake Etsel	OP	0	0	1	1	
Total Team				9	6	9	24	37.50



Block

Rk	No	Name	Pos.	Kill Blocks	Faults	Rebounds	Total Attempts	Avg. by set
-	1	Riley Rashijden	OP	0	0	1	1	
-	2	Benders Devon	MB	0	0	0	0	
-	3	Massiah Devorn	MB	0	5	1	6	
-	4	Jones Kamran	MB	0	0	0	0	
-	5	Robinson Jalen	S	0	2	0	2	
-	6	Winfield Shurendy	OH	0	0	0	0	
-	7	Pemberton Suedaiyer	OH	0	3	0	3	
-	8	Hassell Tyreke	MB	0	0	0	0	
-	9	Clement Angero	OH	0	1	0	1	
-	10	Lake Etsel	OP	0	0	0	0	
Total Team				0	11	2	13	



Serve

Rk	No	Name	Pos.	Aces	Faults	Serve Hits	Total Attempts	Avg. by set
1	7	Pemberton Suedaiyer	OH	1	2	4	7	0.33
-	1	Riley Rashijden	OP	0	1	4	5	
-	2	Benders Devon	MB	0	0	0	0	
-	3	Massiah Devorn	MB	0	3	2	5	
-	4	Jones Kamran	MB	0	1	0	1	
-	5	Robinson Jalen	S	0	1	3	4	
-	6	Winfield Shurendy	OH	0	0	0	0	
-	8	Hassell Tyreke	MB	0	0	3	3	
-	9	Clement Angero	OH	0	1	3	4	
-	10	Lake Etsel	OP	0	1	0	1	
Total Team				1	10	19	30	0.33


Team


Total Team	19	7	26
------------	----	---	----



Dig

Rk	No	Name	Pos.	Digs	Faults	Receptions	Total Attempts	Avg. by set
1	3	Massiah Devorn	MB	2	2	1	5	0.67
	7	Pemberton Suedaiyer	OH	2	2	1	5	0.67
3	4	Jones Kamran	MB	1	1	0	2	0.33
	5	Robinson Jalen	S	1	1	0	2	0.33
-	1	Riley Rashijden	OP	0	2	0	2	
-	2	Benders Devon	MB	0	0	0	0	
-	6	Winfield Shurendy	OH	0	0	0	0	
-	8	Hassell Tyreke	MB	0	2	1	3	
-	9	Clement Angero	OH	0	2	1	3	
-	10	Lake Etsel	OP	0	0	0	0	
Total Team				6	12	4	22	2.00

 Set	Rk	No	Name	Pos.	Running Sets	Faults	Still Sets	Total Attempts	Avg. by set
	1	5	Robinson Jalen	S	1	3	7	11	0.33
		7	Pemberton Suedaiyer	OH	1	2	9	12	0.33
	-	1	Riley Rashijden	OP	0	0	0	0	
	-	2	Benders Devon	MB	0	0	0	0	
	-	3	Massiah Devorn	MB	0	0	3	3	
	-	4	Jones Kamran	MB	0	2	0	2	
	-	6	Winfield Shurendy	OH	0	0	0	0	
	-	8	Hassell Tyreke	MB	0	0	0	0	
	-	9	Clement Angero	OH	0	0	0	0	
-	10	Lake Etsel	OP	0	0	0	0		
Total Team					2	7	19	28	0.67


 Reception Limit: 20.00%	Rk	No	Name	Pos.	Excellents	Faults	Serve Receptions	Total Attempts	Eff. %
	1	8	Hassell Tyreke	MB	3	5	9	17	-11.76
	-	1	Riley Rashijden	OP	0	1	2	3	
	-	2	Benders Devon	MB	0	0	0	0	
	-	3	Massiah Devorn	MB	0	5	5	10	
	-	4	Jones Kamran	MB	0	2	1	3	
	-	5	Robinson Jalen	S	2	1	3	6	
	-	6	Winfield Shurendy	OH	0	0	0	0	
	-	7	Pemberton Suedaiyer	OH	2	3	0	5	
	-	9	Clement Angero	OH	2	1	4	7	
-	10	Lake Etsel	OP	0	4	5	9		
Total Team					9	22	29	60	-21.67

Match: 5 **Date:** 24/10/2024 **Spectators:** 50
City: Saint John's
Hall: YMCA Complex
Match duration: **Start:** 11:00 **End:** 12:26 **Total:** 1:26

Teams	Sets	1	2	3	4	5	Total
GRN	3	14	25	25	25		89
IVB	1	25	12	9	21		67
Duration:		0:00	0:00	0:00	0:00		




GRN • Grenada



Attack


Limit: 15.00%

Rk	No	Name	Pos.	Attacks	Faults	Shots	Total Attempts	Succ. %
1	7	Phillip Jonell	OH	12	3	7	22	54.55
2	11	Phillip Jerron	MB	8	5	6	19	42.11
-	1	Nelson Isaac	S	0	0	1	1	
-	2	Noel Jamie	S	1	0	2	3	
-	3	John Antonio	OH	6	1	3	10	
-	4	Andrews Akim	OH	1	2	4	7	
-	5	Emmons Acea	MB	2	2	1	5	
-	6	Justin Thad	MB	0	0	0	0	
-	8	John Nikel	OP	0	1	0	1	
-	9	Oxford Darron Christopher	OP	6	2	1	9	
-	10	Mitchell Jenson	MB	0	0	0	0	
-	12	Clarke oba	OH	2	2	2	6	
-	13	Roberts Gennartson	L	0	0	0	0	
-	14	Wall Kyle	L	0	0	0	0	
Total Team				38	18	27	83	45.78



Block


Rk	No	Name	Pos.	Kill Blocks	Faults	Rebounds	Total Attempts	Avg. by set
1	1	Nelson Isaac	S	1	1	0	2	0.25
	2	Noel Jamie	S	1	3	1	5	0.25
	4	Andrews Akim	OH	1	0	0	1	0.25
	9	Oxford Darron Christopher	OP	1	0	2	3	0.25
	11	Phillip Jerron	MB	1	1	0	2	0.25
-	3	John Antonio	OH	0	2	0	2	
-	5	Emmons Acea	MB	0	3	0	3	
-	6	Justin Thad	MB	0	0	0	0	
-	7	Phillip Jonell	OH	0	0	1	1	
-	8	John Nikel	OP	0	0	0	0	
-	10	Mitchell Jenson	MB	0	0	0	0	
-	12	Clarke oba	OH	0	3	1	4	
-	13	Roberts Gennartson	L	0	0	0	0	
-	14	Wall Kyle	L	0	0	0	0	
Total Team				5	13	5	23	1.25





Serve

Rk	No	Name	Pos.	Aces	Faults	Serve Hits	Total Attempts	Avg. by set
1	2	Noel Jamie	S	6	2	13	21	1.50
2	7	Phillip Jonell	OH	4	2	6	12	1.00
3	9	Oxford Darron Christopher	OP	3	1	4	8	0.75
	11	Phillip Jerron	MB	3	2	9	14	0.75
5	4	Andrews Akim	OH	2	0	8	10	0.50
6	5	Emmons Acea	MB	1	2	9	12	0.25
	12	Clarke oba	OH	1	1	1	3	0.25
-	1	Nelson Isaac	S	0	0	1	1	
-	3	John Antonio	OH	0	0	7	7	
-	6	Justin Thad	MB	0	0	0	0	
-	8	John Nikel	OP	0	0	0	0	
-	10	Mitchell Jenson	MB	0	0	0	0	
-	13	Roberts Gennartson	L	0	0	0	0	
-	14	Wall Kyle	L	0	0	0	0	
Total Team				20	10	58	88	5.00

Team	Total Team	26	9		35	
-------------	------------	----	---	--	----	--


 Dig	Rk	No	Name	Pos.	Digs	Faults	Receptions	Total Attempts	Avg. by set
	1	13	Roberts Gennartson	L	10	4	1	15	2.50
	2	7	Phillip Jonell	OH	9	0	2	11	2.25
	3	2	Noel Jamie	S	3	2	1	6	0.75
		9	Oxford Darron Christopher	OP	3	1	1	5	0.75
	5	11	Phillip Jerron	MB	2	0	1	3	0.50
	6	3	John Antonio	OH	1	0	0	1	0.25
		4	Andrews Akim	OH	1	0	0	1	0.25
		5	Emmons Acea	MB	1	1	0	2	0.25
	-	1	Nelson Isaac	S	0	0	0	0	
-	6	Justin Thad	MB	0	0	0	0		
-	8	John Nikel	OP	0	0	0	0		
-	10	Mitchell Jenson	MB	0	0	0	0		
-	12	Clarke oba	OH	0	0	1	1		
-	14	Wall Kyle	L	0	1	0	1		
Total Team					30	9	7	46	7.50


 Set	Rk	No	Name	Pos.	Running Sets	Faults	Still Sets	Total Attempts	Avg. by set
	1	2	Noel Jamie	S	27	0	30	57	6.75
	2	1	Nelson Isaac	S	2	3	5	10	0.50
	3	12	Clarke oba	OH	1	0	0	1	0.25
	-	3	John Antonio	OH	0	0	0	0	
	-	4	Andrews Akim	OH	0	0	0	0	
	-	5	Emmons Acea	MB	0	0	3	3	
	-	6	Justin Thad	MB	0	0	0	0	
	-	7	Phillip Jonell	OH	0	1	1	2	
	-	8	John Nikel	OP	0	1	5	6	
-	9	Oxford Darron Christopher	OP	0	0	0	0		
-	10	Mitchell Jenson	MB	0	0	0	0		
-	11	Phillip Jerron	MB	0	0	2	2		
-	13	Roberts Gennartson	L	0	0	1	1		
-	14	Wall Kyle	L	0	0	0	0		
Total Team					30	5	47	82	7.50


 Reception Limit: 20.00%	Rk	No	Name	Pos.	Excellents	Faults	Serve Receptions	Total Attempts	Eff. %
	1	13	Roberts Gennartson	L	10	2	4	16	50.00
	2	7	Phillip Jonell	OH	5	1	8	14	28.57
	-	1	Nelson Isaac	S	0	0	0	0	
	-	2	Noel Jamie	S	0	0	0	0	
	-	3	John Antonio	OH	2	0	0	2	
	-	4	Andrews Akim	OH	6	0	1	7	
	-	5	Emmons Acea	MB	0	0	0	0	
	-	6	Justin Thad	MB	0	0	0	0	
	-	8	John Nikel	OP	0	0	0	0	
-	9	Oxford Darron Christopher	OP	2	0	4	6		
-	10	Mitchell Jenson	MB	0	0	0	0		
-	11	Phillip Jerron	MB	0	0	0	0		
-	12	Clarke oba	OH	1	0	4	5		
-	14	Wall Kyle	L	0	0	4	4		
Total Team					26	3	25	54	42.59



IVB • Virgin Islands, British


 Attack Limit: 15.00%	Rk	No	Name	Pos.	Attacks	Faults	Shots	Total Attempts	Succ. %	
	1	7	Marquis Canice	OH	8	4	4	16	50.00	
	2	1	Panchoo Kymal	OH	7	6	9	22	31.82	
	-	2	Singh Ricky	S	1	0	2	3		
	-	3	Christopher Malcolm	MB	2	0	4	6		
	-	5	Wattley Javin	OH	3	1	3	7		
	-	9	George J'adon	L	0	0	0	0		
	-	10	Mitcham D'Andre	MB	0	0	0	0		
	-	11	Davis Jevon	S	0	0	3	3		
	-	12	Joseph Mikey	OP	0	2	7	9		
	-	13	Ramirez Dishmey Jose Miguel	MB	5	1	0	6		
	Total Team					26	14	32	72	36.11


 Block	Rk	No	Name	Pos.	Kill Blocks	Faults	Rebounds	Total Attempts	Avg. by set	
	1	3	Christopher Malcolm	MB	3	3	3	9	0.75	
	2	5	Wattley Javin	OH	1	0	2	3	0.25	
	7	Marquis Canice	OH	1	1	1	3	0.25		
	13	Ramirez Dishmey Jose Miguel	MB	1	2	2	5	0.25		
	-	1	Panchoo Kymal	OH	0	0	1	1		
	-	2	Singh Ricky	S	0	2	0	2		
	-	9	George J'adon	L	0	0	0	0		
	-	10	Mitcham D'Andre	MB	0	0	0	0		
	-	11	Davis Jevon	S	0	0	0	0		
	-	12	Joseph Mikey	OP	0	5	0	5		
	Total Team					6	13	9	28	1.50

 Serve	Rk	No	Name	Pos.	Aces	Faults	Serve Hits	Total Attempts	Avg. by set	
	1	3	Christopher Malcolm	MB	3	1	16	20	0.75	
	2	2	Singh Ricky	S	2	0	3	5	0.50	
	11	Davis Jevon	S	2	1	7	10	0.50		
	4	7	Marquis Canice	OH	1	0	9	10	0.25	
	-	1	Panchoo Kymal	OH	0	5	3	8		
	-	5	Wattley Javin	OH	0	1	1	2		
	-	9	George J'adon	L	0	0	0	0		
	-	10	Mitcham D'Andre	MB	0	0	0	0		
	-	12	Joseph Mikey	OP	0	1	5	6		
	-	13	Ramirez Dishmey Jose Miguel	MB	0	0	7	7		
	Total Team					8	9	51	68	2.00

Team	Total Team	27	7	34
------	------------	----	---	----

 Dig	Rk	No	Name	Pos.	Digs	Faults	Receptions	Total Attempts	Avg. by set	
	1	1	Panchoo Kymal	OH	5	3	2	10	1.25	
	2	7	Marquis Canice	OH	4	1	1	6	1.00	
	3	12	Joseph Mikey	OP	3	3	0	6	0.75	
	13	Ramirez Dishmey Jose Miguel	MB	3	2	1	6	0.75		
	5	2	Singh Ricky	S	2	3	1	6	0.50	
	6	5	Wattley Javin	OH	1	5	1	7	0.25	
	11	Davis Jevon	S	1	2	2	5	0.25		
	-	3	Christopher Malcolm	MB	0	3	0	3		
	-	9	George J'adon	L	0	5	0	5		
	-	10	Mitcham D'Andre	MB	0	0	0	0		
	Total Team					19	27	8	54	4.75

 Set	Rk	No	Name	Pos.	Running Sets	Faults	Still Sets	Total Attempts	Avg. by set
	1	11	Davis Jevon	S	6	0	14	20	1.50
	2	2	Singh Ricky	S	2	3	30	35	0.50
	3	1	Panchoo Kymal	OH	1	2	6	9	0.25
	-	3	Christopher Malcolm	MB	0	0	3	3	
	-	5	Wattley Javin	OH	0	0	1	1	
	-	7	Marquis Canice	OH	0	0	1	1	
	-	9	George J'adon	L	0	0	1	1	
	-	10	Mitcham D'Andre	MB	0	0	0	0	
	-	12	Joseph Mikey	OP	0	1	0	1	
-	13	Ramirez Dishmey Jose Miguel	MB	0	0	0	0		
Total Team					9	6	56	71	2.25

 Reception Limit: 20.00%	Rk	No	Name	Pos.	Excellents	Faults	Serve Receptions	Total Attempts	Eff. %
	1	9	George J'adon	L	5	3	10	18	11.11
	-	1	Panchoo Kymal	OH	6	0	6	12	
	-	2	Singh Ricky	S	0	0	0	0	
	-	3	Christopher Malcolm	MB	1	0	1	2	
	-	5	Wattley Javin	OH	3	1	5	9	
	-	7	Marquis Canice	OH	1	4	7	12	
	-	10	Mitcham D'Andre	MB	0	0	0	0	
	-	11	Davis Jevon	S	0	0	0	0	
	-	12	Joseph Mikey	OP	1	2	4	7	
-	13	Ramirez Dishmey Jose Miguel	MB	3	3	5	11		
Total Team					20	13	38	71	9.86

Match: 6 **Date:** 24/10/2024 **Spectators:** 50
City: Saint John's
Hall: YMCA Complex
Match duration: **Start:** 13:00 **End:** 15:07 **Total:** 2:07

Teams	Sets	1	2	3	4	5	Total
SXM	1	21	25	25	18		89
DMA	3	25	27	19	25		96
Duration:		0:33	0:30	0:24	0:31		1:58



SXM • Sint-Maarten



Attack

Limit: 15.00%

Rk	No	Name	Pos.	Attacks	Faults	Shots	Total Attempts	Succ. %
1	2	Valies Riegmar	OP	9	6	9	24	37.50
2	7	Meulens Rajheem	OH	9	3	19	31	29.03
-	1	Farquharson Ty	S	0	0	2	2	
-	4	Augustine Allinton	OH	1	5	6	12	
-	5	Kwiatkowski Marcin	L	0	0	0	0	
-	6	Richardson Quentin	OP	0	0	0	0	
-	8	Romeo Leonardo	S	4	2	4	10	
-	10	Gumbs Jagdeo	MB	3	3	5	11	
-	11	Hernandez Geoffry	MB	3	3	3	9	
-	12	Servani Eckersly	L	0	0	0	0	
Total Team				29	22	48	99	29.29



Block

Rk	No	Name	Pos.	Kill Blocks	Faults	Rebounds	Total Attempts	Avg. by set
1	10	Gumbs Jagdeo	MB	3	3	5	11	0.75
2	2	Valies Riegmar	OP	2	5	2	9	0.50
-	11	Hernandez Geoffry	MB	2	2	6	10	0.50
4	1	Farquharson Ty	S	1	0	0	1	0.25
-	4	Augustine Allinton	OH	1	1	2	4	0.25
-	8	Romeo Leonardo	S	1	0	5	6	0.25
-	5	Kwiatkowski Marcin	L	0	0	0	0	
-	6	Richardson Quentin	OP	0	0	0	0	
-	7	Meulens Rajheem	OH	0	2	4	6	
-	12	Servani Eckersly	L	0	0	0	0	
Total Team				10	13	24	47	2.50





Serve


Rk	No	Name	Pos.	Aces	Faults	Serve Hits	Total Attempts	Avg. by set
1	11	Hernandez Geoffry	MB	3	2	13	18	0.75
2	4	Augustine Allinton	OH	1	1	7	9	0.25
-	7	Meulens Rajheem	OH	1	0	10	11	0.25
-	10	Gumbs Jagdeo	MB	1	3	10	14	0.25
-	1	Farquharson Ty	S	0	1	9	10	
-	2	Valies Riegmar	OP	0	3	15	18	
-	5	Kwiatkowski Marcin	L	0	0	0	0	
-	6	Richardson Quentin	OP	0	0	0	0	
-	8	Romeo Leonardo	S	0	0	11	11	
-	12	Servani Eckersly	L	0	0	0	0	
Total Team				6	10	75	91	1.50

Team

Total Team		44	3		47	
------------	--	----	---	--	----	--


 Dig	Rk	No	Name	Pos.	Digs	Faults	Receptions	Total Attempts	Avg. by set
	1	5	Kwiatkowski Marcin	L	14	15	2	31	3.50
	2	2	Valies Riegmar	OP	6	1	1	8	1.50
	3	4	Augustine Allinton	OH	5	1	1	7	1.25
	4	7	Meulens Rajheem	OH	4	5	1	10	1.00
	5	8	Romeo Leonardo	S	2	3	2	7	0.50
	-	1	Farquharson Ty	S	0	0	1	1	
	-	6	Richardson Quentin	OP	0	0	0	0	
	-	10	Gumbs Jagdeo	MB	0	0	0	0	
	-	11	Hernandez Geoffry	MB	0	2	2	4	
-	12	Servani Eckersly	L	0	0	0	0		
Total Team					31	27	10	68	7.75


 Set	Rk	No	Name	Pos.	Running Sets	Faults	Still Sets	Total Attempts	Avg. by set
	1	8	Romeo Leonardo	S	10	4	37	51	2.50
	2	1	Farquharson Ty	S	4	2	18	24	1.00
	-	2	Valies Riegmar	OP	0	1	7	8	
	-	4	Augustine Allinton	OH	0	0	5	5	
	-	5	Kwiatkowski Marcin	L	0	0	2	2	
	-	6	Richardson Quentin	OP	0	0	0	0	
	-	7	Meulens Rajheem	OH	0	1	4	5	
	-	10	Gumbs Jagdeo	MB	0	1	2	3	
	-	11	Hernandez Geoffry	MB	0	0	1	1	
-	12	Servani Eckersly	L	0	0	0	0		
Total Team					14	9	76	99	3.50


 Reception Limit: 20.00%	Rk	No	Name	Pos.	Excellents	Faults	Serve Receptions	Total Attempts	Eff. %
	1	4	Augustine Allinton	OH	10	2	4	16	50.00
	2	7	Meulens Rajheem	OH	8	1	8	17	41.18
	3	5	Kwiatkowski Marcin	L	6	6	14	26	
	-	1	Farquharson Ty	S	0	0	0	0	
	-	2	Valies Riegmar	OP	1	0	0	1	
	-	6	Richardson Quentin	OP	0	0	0	0	
	-	8	Romeo Leonardo	S	3	2	7	12	
	-	10	Gumbs Jagdeo	MB	1	0	0	1	
	-	11	Hernandez Geoffry	MB	0	1	0	1	
-	12	Servani Eckersly	L	0	0	0	0		
Total Team					29	12	33	74	22.97




DMA • Dominica


 Attack Limit: 15.00%	Rk	No	Name	Pos.	Attacks	Faults	Shots	Total Attempts	Succ. %
	1	2	Florent Yahn	OP	14	8	15	37	37.84
	2	15	Frederick Bill Clarke	MB	5	4	12	21	23.81
	3	16	Vidal Sherron Peter	OH	5	6	13	24	20.83
	-	4	Mingo Mervin Mervel	L	0	0	0	0	
	-	5	George Kerwin	OP	0	2	2	4	
	-	6	Robinson J'den Tyrel	S	0	0	0	0	
	-	7	John Sidney	S	2	1	0	3	
	-	8	Peltier Jimmal Kurt	MB	0	0	0	0	
	-	9	Boland Ethan	MB	5	3	6	14	
	-	10	Tulloch Larian	OH	5	2	3	10	
Total Team					36	26	51	113	31.86


 Block	Rk	No	Name	Pos.	Kill Blocks	Faults	Rebounds	Total Attempts	Avg. by set
	1	9	Boland Ethan	MB	4	2	2	8	1.00
	2	15	Frederick Bill Clarke	MB	2	2	2	6	0.50
	3	5	George Kerwin	OP	1	1	0	2	0.25
	7	John Sidney	S	1	0	1	2	0.25	
	-	2	Florent Yahn	OP	0	1	3	4	
	-	4	Mingo Mervin Mervel	L	0	0	0	0	
	-	6	Robinson J'den Tyrel	S	0	0	1	1	
	-	8	Peltier Jimmal Kurt	MB	0	0	0	0	
	-	10	Tulloch Larian	OH	0	1	3	4	
	-	16	Vidal Sherron Peter	OH	0	2	5	7	
Total Team					8	9	17	34	2.00

 Serve	Rk	No	Name	Pos.	Aces	Faults	Serve Hits	Total Attempts	Avg. by set
	1	16	Vidal Sherron Peter	OH	4	4	10	18	1.00
	2	5	George Kerwin	OP	3	1	4	8	0.75
	15	Frederick Bill Clarke	MB	3	1	10	14	0.75	
	4	2	Florent Yahn	OP	2	5	6	13	0.50
	5	7	John Sidney	S	1	1	8	10	0.25
	9	Boland Ethan	MB	1	1	12	14	0.25	
	10	Tulloch Larian	OH	1	4	6	11	0.25	
	-	4	Mingo Mervin Mervel	L	0	0	0	0	
	-	6	Robinson J'den Tyrel	S	0	0	6	6	
	-	8	Peltier Jimmal Kurt	MB	0	0	0	0	
Total Team					15	17	62	94	3.75

Team	Total Team	36	5	41
------	------------	----	---	----

 Dig	Rk	No	Name	Pos.	Digs	Faults	Receptions	Total Attempts	Avg. by set
	1	4	Mingo Mervin Mervel	L	13	6	2	21	3.25
	2	2	Florent Yahn	OP	5	3	3	11	1.25
	5	George Kerwin	OP	5	2	1	8	1.25	
	9	Boland Ethan	MB	3	1	1	5	0.75	
	5	16	Vidal Sherron Peter	OH	2	3	0	5	0.50
	6	7	John Sidney	S	1	2	2	5	0.25
	10	Tulloch Larian	OH	1	0	2	3	0.25	
	-	6	Robinson J'den Tyrel	S	0	0	2	2	
	-	8	Peltier Jimmal Kurt	MB	0	0	0	0	
	-	15	Frederick Bill Clarke	MB	0	2	0	2	
Total Team					30	19	13	62	7.50

 Set	Rk	No	Name	Pos.	Running Sets	Faults	Still Sets	Total Attempts	Avg. by set
	1	6	Robinson J'den Tyrel	S	16	1	32	49	4.00
	2	7	John Sidney	S	15	6	36	57	3.75
	-	2	Florent Yahn	OP	0	0	3	3	
	-	4	Mingo Mervin Mervel	L	0	0	3	3	
	-	5	George Kerwin	OP	0	0	0	0	
	-	8	Peltier Jimmal Kurt	MB	0	0	0	0	
	-	9	Boland Ethan	MB	0	0	0	0	
	-	10	Tulloch Larian	OH	0	0	2	2	
	-	15	Frederick Bill Clarke	MB	0	0	0	0	
-	16	Vidal Sherron Peter	OH	0	1	2	3		
Total Team					31	8	78	117	7.75


 Reception Limit: 20.00%	Rk	No	Name	Pos.	Excellents	Faults	Serve Receptions	Total Attempts	Eff. %
	1	10	Tulloch Larian	OH	15	1	6	22	63.64
	2	4	Mingo Mervin Mervel	L	17	2	19	38	39.47
	-	2	Florent Yahn	OP	1	0	2	3	
	-	5	George Kerwin	OP	0	1	6	7	
	-	6	Robinson J'den Tyrel	S	0	0	0	0	
	-	7	John Sidney	S	0	0	0	0	
	-	8	Peltier Jimmal Kurt	MB	0	0	0	0	
	-	9	Boland Ethan	MB	0	1	1	2	
	-	15	Frederick Bill Clarke	MB	0	0	0	0	
-	16	Vidal Sherron Peter	OH	3	0	5	8		
Total Team					36	5	39	80	38.75


Match: 7 **Date:** 24/10/2024 **Spectators:** 50
City: Saint John's
Hall: YMCA Complex
Match duration: **Start:** 17:00 **End:** 17:59 **Total:** 0:59


Teams	Sets	1	2	3	4	5	Total
BER	3	25	25	25			75
EUX	0	11	18	14			43
Duration:		0:16	0:18	0:18			0:52




BER • Bermuda


 Attack Limit: 15.00%	Rk	No	Name	Pos.	Attacks	Faults	Shots	Total Attempts	Succ. %
	1	2	Cooke Braedon	OP	7	3	0	10	70.00
	2	7	Barnett Benjamin	MB	5	0	5	10	50.00
	3	6	Hamilton Kyle	OP	8	6	5	19	42.11
	-	1	Wilson Joshua	OH	0	2	2	4	
	-	3	Tucker Sean	OH	0	0	0	0	
	-	4	Siese Tyler	OH	4	1	3	8	
	-	5	Rymon-Lipinski Alexander	MB	2	2	4	8	
	-	11	Saraiva Robert	MB	0	0	0	0	
	-	13	Sousa Brandon	S	1	0	1	2	
Total Team					27	14	20	61	44.26


 Block	Rk	No	Name	Pos.	Kill Blocks	Faults	Rebounds	Total Attempts	Avg. by set
	1	7	Barnett Benjamin	MB	2	1	1	4	0.67
	2	2	Cooke Braedon	OP	1	0	0	1	0.33
	-	1	Wilson Joshua	OH	0	0	0	0	
	-	3	Tucker Sean	OH	0	0	0	0	
	-	4	Siese Tyler	OH	0	0	0	0	
	-	5	Rymon-Lipinski Alexander	MB	0	0	1	1	
	-	6	Hamilton Kyle	OP	0	1	0	1	
	-	11	Saraiva Robert	MB	0	0	0	0	
	-	13	Sousa Brandon	S	0	1	0	1	
Total Team					3	3	2	8	1.00

 Serve	Rk	No	Name	Pos.	Aces	Faults	Serve Hits	Total Attempts	Avg. by set
	1	2	Cooke Braedon	OP	3	1	2	6	1.00
	2	4	Siese Tyler	OH	2	2	10	14	0.67
		5	Rymon-Lipinski Alexander	MB	2	3	11	16	0.67
		6	Hamilton Kyle	OP	2	1	11	14	0.67
		7	Barnett Benjamin	MB	2	1	3	6	0.67
	6	1	Wilson Joshua	OH	1	2	2	5	0.33
	13		Sousa Brandon	S	1	1	10	12	0.33
	-	3	Tucker Sean	OH	0	0	0	0	
	-	11	Saraiva Robert	MB	0	0	0	0	
Total Team					13	11	49	73	4.33

Team	Total Team	32	6	38
-------------	------------	----	---	----


 Dig	Rk	No	Name	Pos.	Digs	Faults	Receptions	Total Attempts	Avg. by set
	1	4	Siese Tyler	OH	6	1	2	9	2.00
	2	7	Barnett Benjamin	MB	5	1	5	11	1.67
	3	2	Cooke Braedon	OP	4	0	0	4	1.33
		13	Sousa Brandon	S	4	2	3	9	1.33
	5	1	Wilson Joshua	OH	2	0	0	2	0.67
		5	Rymon-Lipinski Alexander	MB	2	0	3	5	0.67
		6	Hamilton Kyle	OP	2	0	0	2	0.67
	-	3	Tucker Sean	OH	0	0	0	0	
	-	11	Saraiva Robert	MB	0	0	0	0	
Total Team					25	4	13	42	8.33


 Set	Rk	No	Name	Pos.	Running Sets	Faults	Still Sets	Total Attempts	Avg. by set
	1	13	Sousa Brandon	S	1	4	45	50	0.33
	-	1	Wilson Joshua	OH	0	0	0	0	
	-	2	Cooke Braedon	OP	0	0	0	0	
	-	3	Tucker Sean	OH	0	0	0	0	
	-	4	Siese Tyler	OH	0	0	3	3	
	-	5	Rymon-Lipinski Alexander	MB	0	0	5	5	
	-	6	Hamilton Kyle	OP	0	0	0	0	
	-	7	Barnett Benjamin	MB	0	0	4	4	
	-	11	Saraiva Robert	MB	0	0	0	0	
Total Team					1	4	57	62	0.33


 Reception Limit: 20.00%	Rk	No	Name	Pos.	Excellents	Faults	Serve Receptions	Total Attempts	Eff. %
	1	4	Siese Tyler	OH	5	0	1	6	83.33
	2	7	Barnett Benjamin	MB	4	1	2	7	42.86
	3	2	Cooke Braedon	OP	1	0	7	8	12.50
	-	1	Wilson Joshua	OH	3	0	1	4	
	-	3	Tucker Sean	OH	0	0	0	0	
	-	5	Rymon-Lipinski Alexander	MB	2	0	3	5	
	-	6	Hamilton Kyle	OP	0	0	0	0	
	-	11	Saraiva Robert	MB	0	0	0	0	
	-	13	Sousa Brandon	S	0	0	0	0	
Total Team					15	1	14	30	46.67




EUX • Saint-Eustache


 Attack Limit: 15.00%	Rk	No	Name	Pos.	Attacks	Faults	Shots	Total Attempts	Succ. %
	1	1	Patrick Jantzen	OH	3	0	6	9	33.33
	2	3	Spanner Emilio	OH	5	8	7	20	25.00
	-	2	Rivers Shastri	OP	1	3	1	5	
	-	4	Osandney Beete	OH	0	0	1	1	
	-	5	Prudencia Percy	S	0	0	4	4	
	-	6	Welcome Wendell	OH	0	0	0	0	
	-	7	Connell Gabriel	MB	1	2	2	5	
	-	8	Alvin Robins	MB	1	0	2	3	
	-	9	Leito Timothy	OP	0	2	10	12	
Total Team					11	15	33	59	18.64


 Block	Rk	No	Name	Pos.	Kill Blocks	Faults	Rebounds	Total Attempts	Avg. by set
	1	9	Leito Timothy	OP	2	2	1	5	0.67
	2	5	Prudencia Percy	S	1	1	1	3	0.33
	-	1	Patrick Jantzen	OH	0	2	1	3	
	-	2	Rivers Shastri	OP	0	0	1	1	
	-	3	Spanner Emilio	OH	0	0	1	1	
	-	4	Osandney Beete	OH	0	0	0	0	
	-	6	Welcome Wendell	OH	0	0	0	0	
	-	7	Connell Gabriel	MB	0	1	1	2	
	-	8	Alvin Robins	MB	0	0	0	0	
Total Team					3	6	6	15	1.00

 Serve	Rk	No	Name	Pos.	Aces	Faults	Serve Hits	Total Attempts	Avg. by set
	1	3	Spanner Emilio	OH	2	3	6	11	0.67
	2	1	Patrick Jantzen	OH	1	3	5	9	0.33
	-	2	Rivers Shastri	OP	0	0	2	2	
	-	4	Osandney Beete	OH	0	0	0	0	
	-	5	Prudencia Percy	S	0	0	4	4	
	-	6	Welcome Wendell	OH	0	0	0	0	
	-	7	Connell Gabriel	MB	0	3	5	8	
	-	8	Alvin Robins	MB	0	2	5	7	
	-	9	Leito Timothy	OP	0	2	2	4	
Total Team					3	13	29	45	1.00

Team	Total Team	26	6		32
------	------------	----	---	--	----

 Dig	Rk	No	Name	Pos.	Digs	Faults	Receptions	Total Attempts	Avg. by set
	1	5	Prudencia Percy	S	4	3	2	9	1.33
	2	1	Patrick Jantzen	OH	3	5	1	9	1.00
	3	2	Rivers Shastri	OP	2	4	0	6	0.67
		3	Spanner Emilio	OH	2	1	5	8	0.67
	5	7	Connell Gabriel	MB	1	1	0	2	0.33
		8	Alvin Robins	MB	1	2	0	3	0.33
	-	4	Osandney Beete	OH	0	0	0	0	
	-	6	Welcome Wendell	OH	0	0	0	0	
	-	9	Leito Timothy	OP	0	2	0	2	
Total Team					13	18	8	39	4.33


 Set	Rk	No	Name	Pos.	Running Sets	Faults	Still Sets	Total Attempts	Avg. by set
	-	1	Patrick Jantzen	OH	0	0	2	2	
	-	2	Rivers Shastri	OP	0	0	1	1	
	-	3	Spanner Emilio	OH	0	2	2	4	
	-	4	Osandney Beete	OH	0	0	0	0	
	-	5	Prudencia Percy	S	0	4	46	50	
	-	6	Welcome Wendell	OH	0	0	0	0	
	-	7	Connell Gabriel	MB	0	0	1	1	
	-	8	Alvin Robins	MB	0	0	1	1	
	-	9	Leito Timothy	OP	0	1	2	3	
Total Team					0	7	55	62	


 Reception Limit: 20.00%	Rk	No	Name	Pos.	Excellents	Faults	Serve Receptions	Total Attempts	Eff. %
	1	3	Spanner Emilio	OH	3	0	15	18	16.67
	2	1	Patrick Jantzen	OH	2	2	12	16	
	-	2	Rivers Shastri	OP	1	3	6	10	
	-	4	Osandney Beete	OH	0	1	1	2	
	-	5	Prudencia Percy	S	0	0	1	1	
	-	6	Welcome Wendell	OH	0	0	0	0	
	-	7	Connell Gabriel	MB	0	2	0	2	
	-	8	Alvin Robins	MB	1	0	2	3	
	-	9	Leito Timothy	OP	3	2	2	7	
Total Team					10	10	39	59	


Match: 8 **Date:** 24/10/2024 **Spectators:** 70
City: Saint John's
Hall: YMCA Complex
Match duration: **Start:** 19:00 **End:** 20:24 **Total:** 1:24

Teams	Sets	1	2	3	4	5	Total
LCA	3	25	25	25			75
AGU	0	16	19	21			56
Duration:		0:21	0:27	0:28			1:16


 **LCA • Saint Lucia**


 Attack Limit: 15.00%	Rk	No	Name	Pos.	Attacks	Faults	Shots	Total Attempts	Succ. %
	1	2	Descartes Sheldon	OH	14	4	2	20	70.00
	2	1	Clercent Joseph	OH	10	2	6	18	55.56
	3	4	Lamontagne Fabio	OH	7	2	4	13	53.85
	-	3	Emmanuel Peter	MB	2	2	1	5	
	-	5	Son Lance	MB	1	0	0	1	
	-	6	Eudoxie Darnel	MB	1	1	1	3	
	-	7	Louis Scott	OH	3	1	1	5	
	-	8	Sonson Raysean	S	0	0	0	0	
	-	9	Myers-James Daniel	OH	2	3	4	9	
	-	10	Remy Kernel	S	0	0	0	0	
-	11	Levi Leonce	OH	0	2	1	3		
Total Team					40	17	20	77	51.95


 Block	Rk	No	Name	Pos.	Kill Blocks	Faults	Rebounds	Total Attempts	Avg. by set
	1	2	Descartes Sheldon	OH	1	0	0	1	0.33
		3	Emmanuel Peter	MB	1	1	0	2	0.33
		5	Son Lance	MB	1	1	0	2	0.33
		6	Eudoxie Darnel	MB	1	3	1	5	0.33
	-	1	Clercent Joseph	OH	0	1	0	1	
	-	4	Lamontagne Fabio	OH	0	8	0	8	
	-	7	Louis Scott	OH	0	0	0	0	
	-	8	Sonson Raysean	S	0	0	0	0	
	-	9	Myers-James Daniel	OH	0	0	0	0	
	-	10	Remy Kernel	S	0	0	0	0	
-	11	Levi Leonce	OH	0	0	0	0		
Total Team					4	14	1	19	1.33

 Serve	Rk	No	Name	Pos.	Aces	Faults	Serve Hits	Total Attempts	Avg. by set
	1	2	Descartes Sheldon	OH	5	2	10	17	1.67
	2	4	Lamontagne Fabio	OH	4	2	8	14	1.33
	3	3	Emmanuel Peter	MB	1	2	13	16	0.33
		6	Eudoxie Darnel	MB	1	0	10	11	0.33
		9	Myers-James Daniel	OH	1	1	3	5	0.33
		11	Levi Leonce	OH	1	0	2	3	0.33
	-	1	Clercent Joseph	OH	0	1	4	5	
	-	5	Son Lance	MB	0	0	1	1	
	-	7	Louis Scott	OH	0	0	2	2	
	-	8	Sonson Raysean	S	0	0	0	0	
-	10	Remy Kernel	S	0	0	0	0		
Total Team					13	8	53	74	4.33

Team	Total Team	18	0	18


 Dig	Rk	No	Name	Pos.	Digs	Faults	Receptions	Total Attempts	Avg. by set
	1	1	Clercent Joseph	OH	5	4	2	11	1.67
	2	2	Descartes Sheldon	OH	4	0	1	5	1.33
		3	Emmanuel Peter	MB	4	2	1	7	1.33
		4	Lamontagne Fabio	OH	4	3	1	8	1.33
		9	Myers-James Daniel	OH	4	1	0	5	1.33
	6	11	Levi Leonce	OH	3	0	0	3	1.00
	7	6	Eudoxie Darnel	MB	1	2	0	3	0.33
		7	Louis Scott	OH	1	0	0	1	0.33
	-	5	Son Lance	MB	0	0	0	0	
-	8	Sonson Raysean	S	0	0	0	0		
-	10	Remy Kernel	S	0	0	0	0		
Total Team					26	12	5	43	8.67

 Set	Rk	No	Name	Pos.	Running Sets	Faults	Still Sets	Total Attempts	Avg. by set
	1	6	Eudoxie Darnel	MB	29	1	34	64	9.67
	2	7	Louis Scott	OH	1	0	1	2	0.33
		9	Myers-James Daniel	OH	1	0	0	1	0.33
	-	1	Clercent Joseph	OH	0	0	0	0	
	-	2	Descartes Sheldon	OH	0	0	2	2	
	-	3	Emmanuel Peter	MB	0	0	0	0	
	-	4	Lamontagne Fabio	OH	0	0	0	0	
	-	5	Son Lance	MB	0	0	0	0	
	-	8	Sonson Raysean	S	0	0	0	0	
-	10	Remy Kernel	S	0	0	0	0		
-	11	Levi Leonce	OH	0	0	0	0		
Total Team					31	1	37	69	10.33

 Reception Limit: 20.00%	Rk	No	Name	Pos.	Excellents	Faults	Serve Receptions	Total Attempts	Eff. %
	1	1	Clercent Joseph	OH	8	1	3	12	58.33
	2	9	Myers-James Daniel	OH	6	2	7	15	26.67
	-	2	Descartes Sheldon	OH	2	0	2	4	
	-	3	Emmanuel Peter	MB	0	0	3	3	
	-	4	Lamontagne Fabio	OH	7	0	3	10	
	-	5	Son Lance	MB	0	0	0	0	
	-	6	Eudoxie Darnel	MB	0	0	1	1	
	-	7	Louis Scott	OH	2	1	1	4	
	-	8	Sonson Raysean	S	0	0	0	0	
-	10	Remy Kernel	S	0	0	0	0		
-	11	Levi Leonce	OH	2	0	1	3		
Total Team					27	4	21	52	44.23




AGU • Anguilla



Attack

Limit: 15.00%

Rk	No	Name	Pos.	Attacks	Faults	Shots	Total Attempts	Succ. %
1	9	Vanterpool Calivon	OP	4	0	6	10	40.00
2	6	Frank ALdus	OH	8	4	9	21	38.10
-	1	Richardson Rashime	S	2	1	0	3	
-	2	Sasso Je'Vaunti	MB	4	1	1	6	
-	5	Fredericks Da'Qwan	MB	3	1	3	7	
-	7	Richardson Amani	MB	1	0	1	2	
-	8	Jones Rakeem	L	0	0	0	0	
-	10	Reid Shaquoy	OH	2	2	5	9	
-	11	Samuel Andre	OH	0	0	0	0	
-	14	Smith Trevon	OP	1	0	2	3	
Total Team				25	9	27	61	40.98



Block

Rk	No	Name	Pos.	Kill Blocks	Faults	Rebounds	Total Attempts	Avg. by set
1	6	Frank ALdus	OH	2	2	0	4	0.67
2	9	Vanterpool Calivon	OP	1	2	1	4	0.33
-	1	Richardson Rashime	S	0	1	0	1	
-	2	Sasso Je'Vaunti	MB	0	2	0	2	
-	5	Fredericks Da'Qwan	MB	0	2	1	3	
-	7	Richardson Amani	MB	0	0	0	0	
-	8	Jones Rakeem	L	0	0	0	0	
-	10	Reid Shaquoy	OH	0	0	0	0	
-	11	Samuel Andre	OH	0	0	0	0	
-	14	Smith Trevon	OP	0	0	0	0	
Total Team				3	9	2	14	1.00



Serve

Rk	No	Name	Pos.	Aces	Faults	Serve Hits	Total Attempts	Avg. by set
1	6	Frank ALdus	OH	1	0	7	8	0.33
	7	Richardson Amani	MB	1	0	4	5	0.33
	9	Vanterpool Calivon	OP	1	2	8	11	0.33
	10	Reid Shaquoy	OH	1	1	8	10	0.33
-	1	Richardson Rashime	S	0	1	7	8	
-	2	Sasso Je'Vaunti	MB	0	0	6	6	
-	5	Fredericks Da'Qwan	MB	0	1	6	7	
-	8	Jones Rakeem	L	0	0	0	0	
-	11	Samuel Andre	OH	0	0	2	2	
-	14	Smith Trevon	OP	0	0	0	0	
Total Team				4	5	48	57	1.33


Team


Total Team	24	5	29
------------	----	---	----



Dig

Rk	No	Name	Pos.	Digs	Faults	Receptions	Total Attempts	Avg. by set
1	6	Frank ALdus	OH	3	4	2	9	1.00
	10	Reid Shaquoy	OH	3	7	1	11	1.00
3	1	Richardson Rashime	S	2	5	1	8	0.67
	8	Jones Rakeem	L	2	9	2	13	0.67
	9	Vanterpool Calivon	OP	2	2	1	5	0.67
6	5	Fredericks Da'Qwan	MB	1	0	0	1	0.33
	14	Smith Trevon	OP	1	0	1	2	0.33
-	2	Sasso Je'Vaunti	MB	0	1	0	1	
-	7	Richardson Amani	MB	0	1	0	1	
-	11	Samuel Andre	OH	0	0	0	0	
Total Team				14	29	8	51	4.67

 Set	Rk	No	Name	Pos.	Running Sets	Faults	Still Sets	Total Attempts	Avg. by set
	1	1	Richardson Rashime	S	14	3	28	45	4.67
	2	9	Vanterpool Calivon	OP	2	1	10	13	0.67
	3	10	Reid Shaquoy	OH	1	0	1	2	0.33
	-	2	Sasso Je'Vaunti	MB	0	0	1	1	
	-	5	Fredericks Da'Qwan	MB	0	0	1	1	
	-	6	Frank ALdus	OH	0	0	0	0	
	-	7	Richardson Amani	MB	0	0	0	0	
	-	8	Jones Rakeem	L	0	1	0	1	
	-	11	Samuel Andre	OH	0	0	0	0	
-	14	Smith Trevon	OP	0	0	0	0		
Total Team					17	5	41	63	5.67


 Reception Limit: 20.00%	Rk	No	Name	Pos.	Excellents	Faults	Serve Receptions	Total Attempts	Eff. %
	1	8	Jones Rakeem	L	14	5	10	29	31.03
	2	10	Reid Shaquoy	OH	5	2	8	15	20.00
	3	6	Frank ALdus	OH	2	3	9	14	-7.14
	-	1	Richardson Rashime	S	0	0	0	0	
	-	2	Sasso Je'Vaunti	MB	0	0	1	1	
	-	5	Fredericks Da'Qwan	MB	0	0	1	1	
	-	7	Richardson Amani	MB	0	0	0	0	
	-	9	Vanterpool Calivon	OP	0	2	0	2	
	-	11	Samuel Andre	OH	0	0	0	0	
-	14	Smith Trevon	OP	2	1	1	4		
Total Team					23	13	30	66	15.15

Match: 9 Date: 24/10/2024 Spectators: 150
 City: Saint John's
 Hall: YMCA Complex
 Match duration: Start: 21:00 End: 22:06 Total: 1:06

Teams	Sets	1	2	3	4	5	Total
ANT	3	25	25	25			75
IVB	0	12	19	19			50
Duration:		0:19	0:22	0:19			1:00




ANT • Antigua and Barbuda



Attack


Limit: 15.00%

Rk	No	Name	Pos.	Attacks	Faults	Shots	Total Attempts	Succ. %
1	6	Constant Adrian	OP	16	2	3	21	76.19
2	3	Bonnie Dwight	MB	5	2	3	10	50.00
3	9	James Jamarie	OH	5	3	4	12	41.67
-	1	Freeland George	OP	0	0	0	0	
-	2	Hamilton Michael	L	0	0	0	0	
-	4	Thomas Collin	S	3	3	1	7	
-	5	Auguste Yashid	L	0	0	0	0	
-	7	Cabrall Kylon	OH	1	1	0	2	
-	8	Daley Barrymore	S	0	0	0	0	
-	10	Mathurin Erwin	OH	3	0	1	4	
-	11	Richards Ronel	MB	2	0	1	3	
-	12	Joseph Kemarni	MB	0	2	0	2	
-	13	Rouse Dave	S	0	0	0	0	
-	99	Davis Cairon	MB	0	0	0	0	
Total Team				35	13	13	61	57.38



Block


Rk	No	Name	Pos.	Kill Blocks	Faults	Rebounds	Total Attempts	Avg. by set
1	11	Richards Ronel	MB	2	0	1	3	0.67
2	4	Thomas Collin	S	1	1	0	2	0.33
-	1	Freeland George	OP	0	0	0	0	
-	2	Hamilton Michael	L	0	0	0	0	
-	3	Bonnie Dwight	MB	0	6	0	6	
-	5	Auguste Yashid	L	0	0	0	0	
-	6	Constant Adrian	OP	0	0	0	0	
-	7	Cabrall Kylon	OH	0	0	0	0	
-	8	Daley Barrymore	S	0	0	0	0	
-	9	James Jamarie	OH	0	0	0	0	
-	10	Mathurin Erwin	OH	0	0	0	0	
-	12	Joseph Kemarni	MB	0	0	0	0	
-	13	Rouse Dave	S	0	0	0	0	
-	99	Davis Cairon	MB	0	0	0	0	
Total Team				3	7	1	11	1.00





Serve

Rk	No	Name	Pos.	Aces	Faults	Serve Hits	Total Attempts	Avg. by set
1	9	James Jamarie	OH	10	3	7	20	3.33
2	3	Bonnie Dwight	MB	5	0	12	17	1.67
3	4	Thomas Collin	S	4	0	8	12	1.33
4	10	Mathurin Erwin	OH	1	1	5	7	0.33
-	1	Freeland George	OP	0	0	0	0	
-	2	Hamilton Michael	L	0	0	0	0	
-	5	Auguste Yashid	L	0	0	0	0	
-	6	Constant Adrian	OP	0	3	6	9	
-	7	Cabrall Kylon	OH	0	0	1	1	
-	8	Daley Barrymore	S	0	0	0	0	
-	11	Richards Ronel	MB	0	0	6	6	
-	12	Joseph Kemarni	MB	0	0	1	1	
-	13	Rouse Dave	S	0	0	0	0	
-	99	Davis Cairon	MB	0	0	0	0	
Total Team				20	7	46	73	6.67

Team	Total Team	17	1		18	
-------------	------------	----	---	--	----	--

 Dig	Rk	No	Name	Pos.	Digs	Faults	Receptions	Total Attempts	Avg. by set
	1	5	Auguste Yashid	L	11	4	2	17	3.67
	2	3	Bonnie Dwight	MB	5	0	0	5	1.67
	3	9	James Jamarie	OH	4	2	1	7	1.33
	4	4	Thomas Collin	S	2	1	0	3	0.67
	6	6	Constant Adrian	OP	2	1	0	3	0.67
	6	10	Mathurin Erwin	OH	1	1	0	2	0.33
	-	1	Freeland George	OP	0	0	0	0	
	-	2	Hamilton Michael	L	0	0	0	0	
	-	7	Cabrall Kylon	OH	0	0	0	0	
-	8	Daley Barrymore	S	0	0	0	0		
-	11	Richards Ronel	MB	0	1	0	1		
-	12	Joseph Kemarni	MB	0	0	0	0		
-	13	Rouse Dave	S	0	0	0	0		
-	99	Davis Cairon	MB	0	0	0	0		
Total Team					25	10	3	38	8.33


 Set	Rk	No	Name	Pos.	Running Sets	Faults	Still Sets	Total Attempts	Avg. by set
	1	4	Thomas Collin	S	20	2	26	48	6.67
	-	1	Freeland George	OP	0	0	0	0	
	-	2	Hamilton Michael	L	0	0	0	0	
	-	3	Bonnie Dwight	MB	0	0	1	1	
	-	5	Auguste Yashid	L	0	0	1	1	
	-	6	Constant Adrian	OP	0	0	0	0	
	-	7	Cabrall Kylon	OH	0	0	0	0	
	-	8	Daley Barrymore	S	0	0	0	0	
	-	9	James Jamarie	OH	0	0	0	0	
-	10	Mathurin Erwin	OH	0	0	0	0		
-	11	Richards Ronel	MB	0	0	0	0		
-	12	Joseph Kemarni	MB	0	0	0	0		
-	13	Rouse Dave	S	0	0	0	0		
-	99	Davis Cairon	MB	0	0	0	0		
Total Team					20	2	28	50	6.67


 Reception	Rk	No	Name	Pos.	Excellents	Faults	Serve Receptions	Total Attempts	Eff. %
	1	5	Auguste Yashid	L	12	2	5	19	52.63
	-	1	Freeland George	OP	0	0	0	0	
	-	2	Hamilton Michael	L	0	0	0	0	
	-	3	Bonnie Dwight	MB	0	0	0	0	
	-	4	Thomas Collin	S	0	1	0	1	
	-	6	Constant Adrian	OP	3	2	2	7	
	-	7	Cabrall Kylon	OH	1	1	0	2	
	-	8	Daley Barrymore	S	0	0	0	0	
	-	9	James Jamarie	OH	1	2	3	6	
-	10	Mathurin Erwin	OH	3	1	2	6		
-	11	Richards Ronel	MB	0	0	1	1		
-	12	Joseph Kemarni	MB	0	1	0	1		
-	13	Rouse Dave	S	0	0	0	0		
-	99	Davis Cairon	MB	0	0	0	0		
Total Team					20	10	13	43	23.26


Limit: 20.00%




IVB • Virgin Islands, British


 Attack Limit: 15.00%	Rk	No	Name	Pos.	Attacks	Faults	Shots	Total Attempts	Succ. %
	1	3	Christopher Malcolm	MB	5	0	5	10	50.00
	2	1	Panchoo Kymal	OH	4	2	4	10	40.00
	3	7	Marquis Canice	OH	3	3	3	9	33.33
	4	12	Joseph Mikey	OP	2	2	4	8	25.00
	-	2	Singh Ricky	S	1	0	2	3	
	-	5	Wattley Javin	OH	0	2	2	4	
	-	9	George J'adon	L	0	0	0	0	
	-	10	Mitcham D'Andre	MB	1	0	0	1	
	-	11	Davis Jevon	S	0	0	0	0	
-	13	Ramirez Dishmey Jose Miguel	MB	2	0	2	4		
Total Team					18	9	22	49	36.73


 Block	Rk	No	Name	Pos.	Kill Blocks	Faults	Rebounds	Total Attempts	Avg. by set
	1	3	Christopher Malcolm	MB	2	0	0	2	0.67
	2	1	Panchoo Kymal	OH	1	1	0	2	0.33
		12	Joseph Mikey	OP	1	1	0	2	0.33
	-	2	Singh Ricky	S	0	0	0	0	
	-	5	Wattley Javin	OH	0	0	0	0	
	-	7	Marquis Canice	OH	0	1	1	2	
	-	9	George J'adon	L	0	0	0	0	
	-	10	Mitcham D'Andre	MB	0	1	0	1	
	-	11	Davis Jevon	S	0	0	0	0	
-	13	Ramirez Dishmey Jose Miguel	MB	0	1	2	3		
Total Team					4	5	3	12	1.33

 Serve	Rk	No	Name	Pos.	Aces	Faults	Serve Hits	Total Attempts	Avg. by set
	1	1	Panchoo Kymal	OH	2	3	4	9	0.67
		11	Davis Jevon	S	2	1	5	8	0.67
		13	Ramirez Dishmey Jose Miguel	MB	2	1	4	7	0.67
	4	2	Singh Ricky	S	1	1	2	4	0.33
		3	Christopher Malcolm	MB	1	1	8	10	0.33
		5	Wattley Javin	OH	1	1	1	3	0.33
		7	Marquis Canice	OH	1	0	3	4	0.33
	-	9	George J'adon	L	0	0	0	0	
	-	10	Mitcham D'Andre	MB	0	0	1	1	
-	12	Joseph Mikey	OP	0	1	5	6		
Total Team					10	9	33	52	3.33

Team	Total Team	18	7	25
------	------------	----	---	----

 Dig	Rk	No	Name	Pos.	Digs	Faults	Receptions	Total Attempts	Avg. by set
	1	1	Panchoo Kymal	OH	2	5	1	8	0.67
	2	2	Singh Ricky	S	1	3	0	4	0.33
		7	Marquis Canice	OH	1	4	1	6	0.33
		9	George J'adon	L	1	4	3	8	0.33
		11	Davis Jevon	S	1	1	0	2	0.33
	-	3	Christopher Malcolm	MB	0	3	0	3	
	-	5	Wattley Javin	OH	0	2	1	3	
	-	10	Mitcham D'Andre	MB	0	0	0	0	
	-	12	Joseph Mikey	OP	0	1	1	2	
-	13	Ramirez Dishmey Jose Miguel	MB	0	2	2	4		
Total Team					6	25	9	40	2.00

 Set	Rk	No	Name	Pos.	Running Sets	Faults	Still Sets	Total Attempts	Avg. by set
	1	11	Davis Jevon	S	10	2	8	20	3.33
	2	2	Singh Ricky	S	7	0	11	18	2.33
	3	13	Ramirez Dishmey Jose Miguel	MB	1	0	1	2	0.33
	-	1	Panchoo Kymal	OH	0	0	1	1	
	-	3	Christopher Malcolm	MB	0	0	1	1	
	-	5	Wattley Javin	OH	0	0	0	0	
	-	7	Marquis Canice	OH	0	0	3	3	
	-	9	George J'adon	L	0	0	3	3	
	-	10	Mitcham D'Andre	MB	0	0	0	0	
-	12	Joseph Mikey	OP	0	0	1	1		
Total Team					18	2	29	49	6.00

 Reception Limit: 20.00%	Rk	No	Name	Pos.	Excellents	Faults	Serve Receptions	Total Attempts	Eff. %	
	1	1	Panchoo Kymal	OH	6	3	8	17	17.65	
	-	2	Singh Ricky	S	0	0	0	0		
	-	3	Christopher Malcolm	MB	0	2	1	3		
	-	5	Wattley Javin	OH	3	0	3	6		
	-	7	Marquis Canice	OH	3	2	6	11		
	-	9	George J'adon	L	4	1	3	8		
	-	10	Mitcham D'Andre	MB	0	0	0	0		
	-	11	Davis Jevon	S	0	0	0	0		
	-	12	Joseph Mikey	OP	3	4	2	9		
	-	13	Ramirez Dishmey Jose Miguel	MB	2	6	2	10		
	Total Team					21	18	25	64	4.69



 ST. JOHNS, ANTIGUA & BARBUDA

Showdown looms in Pool A play of ECVA Men's Championships

ST JOHN'S, Antigua and Barbuda, October 24, 2024: The race for the top spot in Pool A of the 2024 Eastern Caribbean Volleyball Association (ECVA) Senior Men's Championships here at the YMCA Sports Complex, remains a tight one.

This, as Antigua and Barbuda, as well as Grenada, remain the teams to stay perfect in that pool.

They have both stitched together performances, that have led them to dispose of their opponents with some level of ease.

After defeating Bermuda 3-1 on day one of the championships, Grenada added the British Virgin Islands to its list, as they won also 3-1(14-25, 25-12, 25-9, 25-21), to win match six.

Likewise, Antigua and Barbuda, added another 3-0 win, as they too are 2:0 in win/loss ratio, when they saw off the British Virgin Islands, 25-11, 25-19, 25-19 in match nine.

As a consequence of the results, the race for the top position is now on.

Summing up the two wins and ahead to the upcoming matches, Antigua and Barbuda's Head Coach – Karl Williams gave a philosophical outlook.

“We are nowhere... We have two wins but we have to get at least four more... We have to play smarter; we have to play stronger, so our next game is our first game”, Williams reasoned.

Grenada's Head Coach- Peer Nasseir believes his team has rid themselves of the “jitters” that affected them in the two previous matches.

Looking ahead, Nasseir said: “We try to take it one step at a time ...Next, we have St Eustacius ... We have to do our homework and come prepared to play them”.

Other Pool A result saw Bermuda defeating St Eustacius 3-0(25-11, 25-18, 25-14) in match seven.
