

2024.10.23



BULLETIN

No. 2



📍 ST. JOHNS, ANTIGUA & BARBUDA





FEDERATION
INTERNATIONALE
DE VOLLEYBALL



0-1

UNIFORM COLOURS
Couleur de l'uniforme

CITY: Ville: **St. Johns**

DATE: **22/10/2024** TIME: Heure: **14:51**

REGISTERED COLOURS / Couleurs enregistrées :
(ONLY SHIRT COLOUR - seulement la couleur du maillot)

POOL/PHASE: Groupe/Phase: **B**

	DMA	AGU	LCA	SXM	SAB	
1	Green	White	White	Red	Blue	
2	Grey	Blue	Blue	Blue	White	
3						

MATCH SCHEDULE
Calendrier des matches

TEAMS CHOICE (1-2 OR 3)
Choix des équipes (1-2 ou 3)

ECVA DECISION
Décision de la ECVA

DATE:	No. Match	Team Equipe		1st CHOICE 1er Choix		ECVA DECISION LIBERO		ECVA DECISION Décision de la ECVA	
		A	B	A	B	A	B	A	B
23/10/2024	2	DMA	AGU	Green	White			Green	White
24/10/2024	4	LCA	SAB	White	Blue			White	Blue
24/10/2024	6	SXM	DMA	Red	Green			Red	Grey
24/10/2024	8	LCA	AGU	White	White			Blue	White
25/10/2024	10	AGU	SAB	Green	Blue			Blue	White
25/10/2024	12	SXM	SAB	Blue	Blue			Blue	White
25/10/2024	14	LCA	DMA	White	Green			White	Green
26/10/2024	15	SXM	AGU	Red	White			Red	White
26/10/2024	17	DMA	SAB	Green	Blue			Grey	Blue
26/10/2024	20	LCA	SXM	White	Blue			Blue	Red
27/10/2024	21								
27/10/2024	22								
27/10/2024	23								
27/10/2024	24								

MATCHES RESULTS

Pool A

No	Date	Teams	Set	Result per set (points)					Total Points	Duration	Spectators
				1	2	3	4	5			
1	23-Oct-2024	GRN - BER	3-1	19-25	25-22	25-20	26-24		95-91	2:04	50
3	23-Oct-2024	ANT - EUX	3-0	25-13	25-11	25-19			75-43	1:10	100

Pool B

No	Date	Teams	Set	Result per set (points)					Total Points	Duration	Spectators
				1	2	3	4	5			
2	23-Oct-2024	DMA - AGU	3-1	19-25	25-13	25-11	25-21		94-70	1:34	50

TEAM RANKING

Pool A

Rk	Code	Team	Matches			Pts	Results details						Sets			Points		
			W	L	T		3-0	3-1	3-2	2-3	1-3	0-3	W	L	Ratio	W	L	Ratio
1	ANT	Antigua and Barbuda	1	0	1	5	1	0	0	0	0	0	3	0	MAX	75	43	1.7442
2	GRN	Grenada	1	0	1	4	0	1	0	0	0	0	3	1	3.000	95	91	1.0440
3	BER	Bermuda	0	1	1	1	0	0	0	0	1	0	1	3	0.333	91	95	0.9579
4	EUX	Saint-Eustache	0	1	1	0	0	0	0	0	0	1	0	3	0.000	43	75	0.5733
5	IVB	Virgin Islands, British	0	0	0	0	0	0	0	0	0	0	0	0	0.000	0	0	0.0000

Pool B

Rk	Code	Team	Matches			Pts	Results details						Sets			Points		
			W	L	T		3-0	3-1	3-2	2-3	1-3	0-3	W	L	Ratio	W	L	Ratio
1	DMA	Dominica	1	0	1	4	0	1	0	0	0	0	3	1	3.000	94	70	1.3429
2	AGU	Anguilla	0	1	1	1	1	0	0	0	1	0	1	3	0.333	70	94	0.7447
3	LCA	Saint Lucia	0	0	0	0	0	0	0	0	0	0	0	0	0.000	0	0	0.0000
4	SXM	Sint-Maarten	0	0	0	0	0	0	0	0	0	0	0	0	0.000	0	0	0.0000
5	SAB	Saba	0	0	0	0	0	0	0	0	0	0	0	0	0.000	0	0	0.0000

[P-2] Match result

Pool A

Match: 1 **Date:** 23/10/2024 **Spectators:** 50
City: Saint John's
Hall: YMCA Complex
Match duration: **Start:** 17:53 **End:** 19:53 **Total:** 2:00

Teams	Sets	1	2	3	4	5	Total
GRN	3	19	25	25	26		95
BER	1	25	22	20	24		91
Duration:		0:24	0:28	0:28	0:28		1:48

Referees: 1st: Monique Martis (EUX) 2nd: Keson Edmund (LCA)

GRN - Grenada															
No	Name	Pos.	Line-up					Points by set					T.		
			1	2	3	4	5	1	2	3	4	5			
1	Nelson	S				9									
2	Noel	S	1	1	1	1	1	1	1	1	2				5
3	John	OH	5								1				1
4	Andrews	OH	2	2	2	2	2	3	4	2					11
5	Acea	MB			10	6				2					2
6	Thad	MB	6							2					2
7	Jonell	OH	3	5	5	5				3	1	3			7
8	John	OP	4		2					3		1			4
9	Oxford	OP		4	4	4				2	5	5			12
10	Mitchell	MB	3	6	6	5				1	2				3
11	Phillip	MB		3	3	3				3	1	2			6
12	Oliver	OH				4						1			1
13	Roberts (L)	L	L	L	L	L									
14	Wall (L)	L	L	L	L	L									

Coach: Peer Nasseir
Assistant: Noel Javin

BER - Bermuda																
No	Name	Pos.	Line-up					Points by set					T.			
			1	2	3	4	5	1	2	3	4	5				
1	Wilson	OH		2	2	6							2	2		4
2	Cooke	OP	5	6	5					1	1					2
3	Tucker	OH														
4	Siese	OH	2	3	2	3				4		7	5			16
5	Rymon-Lipinski	MB	3	4	3	4								4		4
6	Hamilton	OP	4	5	4	5				3	4	2	5			14
7	Barnett	MB	6	1	6	1				3	2	2	2			9
11	Saraiva	MB														
13	Sousa	S	1	2	1	2				1			1			2

Coach: Michael Smith
Assistant: Saravia Robert

TEAMS AND PLAYERS PERFORMANCES

Won Points	Total Atts	No	Name
36	94	Total Team	
7	12	7	Jonell
7	20	9	Oxford
6	18	4	Andrews
3	21	Total Team	
2	5	10	Mitchell
1	2	5	Acea
0	0	1	Nelson
15	94	Total Team	
5	23	4	Andrews
5	16	9	Oxford
3	16	2	Noel
41		Total Team	
95	209	Total Team	

Scoring Skills
Attack
Block
Serve
Opp. error
Total
Best scorers

Won Points	Total Atts	No	Name
38	95	Total Team	
12	33	4	Siese
12	27	6	Hamilton
7	13	7	Barnett
2	19	Total Team	
1	3	6	Hamilton
1	5	7	Barnett
0	0	1	Wilson
11	92	Total Team	
4	20	4	Siese
2	10	1	Wilson
2	23	13	Sousa
40		Total Team	
91	206	Total Team	

■ Starting line-up with position Atts = Attempts (C) = Captain MB = Middle blocker S = Setter
□ Substitute with shirt number Opp. = Opponent (L) / L = Libero OP = Opposite OH = Outside Hitter



ECVA Senior Men's Volleyball Championship 2024



[P-2] Match result

Pool B

Match: 2 **Date:** 23/10/2024 **Spectators:** 50
City: Saint John's
Hall: YMCA Complex
Match duration: **Start:** 20:39 **End:** 10:13 **Total:** 1:34

Teams	Sets	1	2	3	4	5	Total
DMA	3	19	25	25	25		94
AGU	1	25	13	11	21		70
Duration:		0:21	0:17	0:17	0:27		1:22

Referees: 1st: Monique Martis (EUX) 2nd: Solomon Jeremiah (GRN)

DMA - Dominica													
No	Name	Pos.	Line-up					Points by set					T.
			1	2	3	4	5	1	2	3	4	5	
2	Florent (C)	OP	2	1	2	1		5	3	7	7		22
4	Mingo (L)	L	L	L	L	L							
5	George	OP	6	5	6	5		2	1	2	1		6
6	Robinson	S	7	4	5	4			2	2	1		5
7	Sidney	S	5		6						1		1
8	Peltier	MB											
9	Ethan	MB	1	3	4	3		2	3	4	1		10
10	Larian	OH	3			6		1					1
15	Frederick	MB	4	6	1	6		4	3	3	2		12
16	Vidal	OH	10	2	3	2			2		4		6

Coach: Brian Gavlas
Assistant: James Ithoma

AGU - Anguilla													
No	Name	Pos.	Line-up					Points by set					T.
			1	2	3	4	5	1	2	3	4	5	
1	Richardson	S	1	2	1	2			1		1		2
2	Sasso	MB	6	1	6	1		1	3				4
5	Fredericks	MB											
6	Frank (C)	OH	2	3	2	3		4		1	5		10
7	Richardson	MB	3	4	3	4		1		1	1		3
8	Jones (L)	L	L	L	L	L							
9	Vanterpool	OP	4	5	4	5		2	1	2	2		7
10	Reid	OH	5	6	5	6		2		2	2		6
11	Samuel	OH											
14	Smith	OP		1	2						1		1

Coach: Justus Connor
Assistant:

TEAMS AND PLAYERS PERFORMANCES

Won Points	Total Atts	No	Name
39	90	Total Team	
14	30	2	Florent
8	13	9	Ethan
6	22	5	George
6	15	Total Team	
3	7	15	Frederick
1	3	2	Florent
1	1	7	Sidney
18	93	Total Team	
7	22	2	Florent
4	11	6	Robinson
3	11	15	Frederick
31		Total Team	
94	198	Total Team	
22	55	2	Florent
12	33	15	Frederick
10	30	9	Ethan

Scoring Skills
Attack
Block
Serve
Opp. error
Total
Best scorers

Won Points	Total Atts	No	Name
23	79	Total Team	
7	20	6	Frank
5	16	9	Vanterpool
5	25	10	Reid
0	15	Total Team	
0	1	1	Richardson
0	2	2	Sasso
0	0	5	Fredericks
10	72	Total Team	
3	14	6	Frank
2	13	1	Richardson
2	14	9	Vanterpool
37		Total Team	
70	166	Total Team	
10	36	6	Frank
7	32	9	Vanterpool
6	35	10	Reid

■ Starting line-up with position Atts = Attempts (C) = Captain MB = Middle blocker S = Setter
□ Substitute with shirt number Opp. = Opponent (L) / L = Libero OP = Opposite OH = Outside Hitter



[P-2] Match result

Pool A

Match: 3 **Date:** 23/10/2024 **Spectators:** 100
City: Saint John's
Hall: YMCA Complex
Match duration: **Start:** 23:02 **End:** 00:09 **Total:** 1:07

Teams	Sets	1	2	3	4	5	Total
ANT	3	25	25	25			75
EUX	0	13	11	19			43
Duration:		0:20	0:17	0:22			0:59

Referees: 1st: Keson Edmund (LCA) 2nd: Don Gordon (DMA)

ANT - Antigua and Barbuda														
No	Name	Pos.	Line-up					Points by set					T.	
			1	2	3	4	5	1	2	3	4	5		
1	Freeland	OP				6							1	1
2	Michael (L)	L	L											
3	Bonnie	MB	6	6	3					3	1	2		6
4	Thomas	S	1	1	1					1	1	1		3
5	Yash (L)	L	L	L	L									
6	Adrian (C)	OP	4	4	4					4	5	6		15
7	Cabral	OH	11	9	2							3		3
8	Daley	S			4									
9	James	OH	2	2						4	5			9
10	Erwin	OH	5	5	5					2	2	1		5
11	Ronel	MB	3	3						1				1
12	Joseph	MB		11	6							2		2
13	Rouse	S												
99	Cairon	MB												

Coach: CARL WILLIAMS
Assistant: THOMAS JOELLE

EUX - Saint-Eustache														
No	Name	Pos.	Line-up					Points by set					T.	
			1	2	3	4	5	1	2	3	4	5		
1	Patrick (C)	OH	5	5	2					1	3			4
2	Rivers	OP	4	4	4						2	1		3
3	Emilio	OH	2	2	5					3	2	1		6
4	Beete	OH												
5	Prudencia	S	1	1	1							2		2
6	Wendell	OH		7	7									
7	Connell	MB	6	6	6					1	2	1		4
8	Robins	MB	3	3	3									
9	Leito	OP	2	2	2					1				1

Coach: Patricio bridgewater
Assistant: Hook Esmond

TEAMS AND PLAYERS PERFORMANCES

Won Points	Total Atts	No	Name
35	62	Total Team	
14	19	6	Adrian
5	11	3	Bonnie
5	9	9	James
2	19	Total Team	
1	10	3	Bonnie
1	1	9	James
0	0	1	Freeland
8	74	Total Team	
3	10	9	James
2	8	12	Joseph
1	2	1	Freeland
30		Total Team	
75	155	Total Team	

15	31	6	Adrian
9	20	9	James
6	30	3	Bonnie

Scoring Skills	Won Points	Total Atts	No	Name
Attack	18	67	Total Team	
	6	24	3	Emilio
	3	11	1	Patrick
Block	1	18	Total Team	
	1	7	7	Connell
	0	0	1	Patrick
Serve	1	44	Total Team	
	1	8	1	Patrick
	0	7	2	Rivers
Opp. error	0	7	Total Team	
	23		Total Team	
	43	129	Total Team	

Best scorers	Won Points	Total Atts	No	Name
	6	32	3	Emilio
	4	19	1	Patrick
	4	21	7	Connell


■ Starting line-up with position Atts = Attempts (C) = Captain MB = Middle blocker S = Setter
□ Substitute with shirt number Opp. = Opponent (L) / L = Libero OP = Opposite OH = Outside Hitter

Match: 1 Date: 23/10/2024 Spectators: 50
 City: Saint John's
 Hall: YMCA Complex
 Match duration: Start: 17:53 End: 19:53 Total: 2:00

Teams	Sets	1	2	3	4	5	Total
GRN	3	19	25	25	26		95
BER	1	25	22	20	24		91
Duration:		0:02	0:02	0:00	0:01		0:07




GRN • Grenada



Attack


Limit: 15.00%

Rk	No	Name	Pos.	Attacks	Faults	Shots	Total Attempts	Succ. %
1	9	Oxford Darron Christopher	OP	7	2	11	20	35.00
2	4	Andrews Akim	OH	6	4	8	18	33.33
-	1	Nelson Isaac	S	0	1	1	2	
-	2	Noel Jamie	S	2	2	1	5	
-	3	John Antonio	OH	1	2	0	3	
-	5	Emmons Acea	MB	1	1	0	2	
-	6	Justin Thad	MB	0	1	1	2	
-	7	Phillip Jonell	OH	7	2	3	12	
-	8	John Nikel	OP	4	2	5	11	
-	10	Mitchell Jenson	MB	1	3	1	5	
-	11	Phillip Jerron	MB	6	2	3	11	
-	12	Clarke oba	OH	1	0	2	3	
-	13	Roberts Gennartson	L	0	0	0	0	
-	14	Wall Kyle	L	0	0	0	0	
Total Team				36	22	36	94	38.30



Block


Rk	No	Name	Pos.	Kill Blocks	Faults	Rebounds	Total Attempts	Avg. by set
1	10	Mitchell Jenson	MB	2	1	2	5	0.50
2	5	Emmons Acea	MB	1	1	0	2	0.25
-	1	Nelson Isaac	S	0	0	0	0	
-	2	Noel Jamie	S	0	2	1	3	
-	3	John Antonio	OH	0	0	0	0	
-	4	Andrews Akim	OH	0	0	1	1	
-	6	Justin Thad	MB	0	1	1	2	
-	7	Phillip Jonell	OH	0	0	0	0	
-	8	John Nikel	OP	0	1	0	1	
-	9	Oxford Darron Christopher	OP	0	2	2	4	
-	11	Phillip Jerron	MB	0	3	0	3	
-	12	Clarke oba	OH	0	0	0	0	
-	13	Roberts Gennartson	L	0	0	0	0	
-	14	Wall Kyle	L	0	0	0	0	
Total Team				3	11	7	21	0.75





Serve

Rk	No	Name	Pos.	Aces	Faults	Serve Hits	Total Attempts	Avg. by set
1	4	Andrews Akim	OH	5	5	13	23	1.25
	9	Oxford Darron Christopher	OP	5	3	8	16	1.25
3	2	Noel Jamie	S	3	1	12	16	0.75
4	6	Justin Thad	MB	2	0	3	5	0.50
-	1	Nelson Isaac	S	0	0	0	0	
-	3	John Antonio	OH	0	1	0	1	
-	5	Emmons Acea	MB	0	0	6	6	
-	7	Phillip Jonell	OH	0	2	7	9	
-	8	John Nikel	OP	0	0	3	3	
-	10	Mitchell Jenson	MB	0	1	7	8	
-	11	Phillip Jerron	MB	0	2	4	6	
-	12	Clarke oba	OH	0	0	1	1	
-	13	Roberts Gennartson	L	0	0	0	0	
-	14	Wall Kyle	L	0	0	0	0	
Total Team				15	15	64	94	3.75

Team	Total Team	41	16		57	
------	------------	----	----	--	----	--


 Dig	Rk	No	Name	Pos.	Digs	Faults	Receptions	Total Attempts	Avg. by set
	1	4	Andrews Akim	OH	4	1	2	7	1.00
		9	Oxford Darron Christopher	OP	4	1	1	6	1.00
	3	2	Noel Jamie	S	3	3	2	8	0.75
		13	Roberts Gennartson	L	3	4	2	9	0.75
	5	7	Phillip Jonell	OH	2	1	2	5	0.50
		10	Mitchell Jenson	MB	2	3	1	6	0.50
	7	5	Emmons Acea	MB	1	0	1	2	0.25
		11	Phillip Jerron	MB	1	1	2	4	0.25
		12	Clarke oba	OH	1	0	1	2	0.25
-	1	Nelson Isaac	S	0	0	0	0		
-	3	John Antonio	OH	0	1	1	2		
-	6	Justin Thad	MB	0	1	1	2		
-	8	John Nikel	OP	0	1	1	2		
-	14	Wall Kyle	L	0	0	1	1		
Total Team					21	17	18	56	5.25


 Set	Rk	No	Name	Pos.	Running Sets	Faults	Still Sets	Total Attempts	Avg. by set
	1	2	Noel Jamie	S	14	0	49	63	3.50
	2	13	Roberts Gennartson	L	4	2	5	11	1.00
	-	1	Nelson Isaac	S	0	1	2	3	
	-	3	John Antonio	OH	0	0	0	0	
	-	4	Andrews Akim	OH	0	0	4	4	
	-	5	Emmons Acea	MB	0	0	0	0	
	-	6	Justin Thad	MB	0	0	0	0	
	-	7	Phillip Jonell	OH	0	0	5	5	
	-	8	John Nikel	OP	0	1	2	3	
-	9	Oxford Darron Christopher	OP	0	0	2	2		
-	10	Mitchell Jenson	MB	0	0	1	1		
-	11	Phillip Jerron	MB	0	0	2	2		
-	12	Clarke oba	OH	0	0	0	0		
-	14	Wall Kyle	L	0	0	0	0		
Total Team					18	4	72	94	4.50


 Reception Limit: 20.00%	Rk	No	Name	Pos.	Excellents	Faults	Serve Receptions	Total Attempts	Eff. %
	1	13	Roberts Gennartson	L	5	1	14	20	20.00
	-	1	Nelson Isaac	S	0	0	1	1	
	-	2	Noel Jamie	S	0	1	2	3	
	-	3	John Antonio	OH	2	0	2	4	
	-	4	Andrews Akim	OH	6	2	5	13	
	-	5	Emmons Acea	MB	0	0	0	0	
	-	6	Justin Thad	MB	1	0	0	1	
	-	7	Phillip Jonell	OH	1	1	10	12	
	-	8	John Nikel	OP	2	0	1	3	
-	9	Oxford Darron Christopher	OP	1	0	4	5		
-	10	Mitchell Jenson	MB	0	0	2	2		
-	11	Phillip Jerron	MB	1	1	1	3		
-	12	Clarke oba	OH	0	0	1	1		
-	14	Wall Kyle	L	0	0	0	0		
Total Team					19	6	43	68	19.12




BER • Bermuda


 Attack Limit: 15.00%	Rk	No	Name	Pos.	Attacks	Faults	Shots	Total Attempts	Succ. %
	1	6	Hamilton Kyle	OP	12	4	11	27	44.44
	2	4	Siese Tyler	OH	12	10	11	33	36.36
	-	1	Wilson Joshua	OH	2	0	1	3	
	-	2	Cooke Braedon	OP	1	5	5	11	
	-	3	Tucker Sean	OH	0	0	0	0	
	-	5	Rymon-Lipinski Alexander	MB	4	0	1	5	
	-	7	Barnett Benjamin	MB	7	1	5	13	
	-	11	Saraiva Robert	MB	0	0	0	0	
	-	13	Sousa Brandon	S	0	1	2	3	
Total Team					38	21	36	95	40.00


 Block	Rk	No	Name	Pos.	Kill Blocks	Faults	Rebounds	Total Attempts	Avg. by set
	1	6	Hamilton Kyle	OP	1	2	0	3	0.25
		7	Barnett Benjamin	MB	1	4	0	5	0.25
	-	1	Wilson Joshua	OH	0	0	0	0	
	-	2	Cooke Braedon	OP	0	0	1	1	
	-	3	Tucker Sean	OH	0	0	0	0	
	-	4	Siese Tyler	OH	0	2	1	3	
	-	5	Rymon-Lipinski Alexander	MB	0	2	1	3	
	-	11	Saraiva Robert	MB	0	0	0	0	
	-	13	Sousa Brandon	S	0	1	3	4	
Total Team					2	11	6	19	0.50

 Serve	Rk	No	Name	Pos.	Aces	Faults	Serve Hits	Total Attempts	Avg. by set
	1	4	Siese Tyler	OH	4	2	14	20	1.00
	2	1	Wilson Joshua	OH	2	1	7	10	0.50
		13	Sousa Brandon	S	2	4	17	23	0.50
	4	2	Cooke Braedon	OP	1	3	1	5	0.25
		6	Hamilton Kyle	OP	1	3	5	9	0.25
		7	Barnett Benjamin	MB	1	3	6	10	0.25
	-	3	Tucker Sean	OH	0	0	0	0	
	-	5	Rymon-Lipinski Alexander	MB	0	3	12	15	
	-	11	Saraiva Robert	MB	0	0	0	0	
Total Team					11	19	62	92	2.75

Team	Total Team	40	10		50

 Dig	Rk	No	Name	Pos.	Digs	Faults	Receptions	Total Attempts	Avg. by set
	1	4	Siese Tyler	OH	5	2	0	7	1.25
		5	Rymon-Lipinski Alexander	MB	5	6	4	15	1.25
		7	Barnett Benjamin	MB	5	5	4	14	1.25
	4	13	Sousa Brandon	S	4	1	2	7	1.00
	5	1	Wilson Joshua	OH	3	2	3	8	0.75
	6	2	Cooke Braedon	OP	2	3	1	6	0.50
	7	6	Hamilton Kyle	OP	1	1	3	5	0.25
	-	3	Tucker Sean	OH	0	0	0	0	
	-	11	Saraiva Robert	MB	0	0	0	0	
Total Team					25	20	17	62	6.25

 Set	Rk	No	Name	Pos.	Running Sets	Faults	Still Sets	Total Attempts	Avg. by set
	1	13	Sousa Brandon	S	14	1	54	69	3.50
	-	1	Wilson Joshua	OH	0	0	5	5	
	-	2	Cooke Braedon	OP	0	0	3	3	
	-	3	Tucker Sean	OH	0	0	0	0	
	-	4	Siese Tyler	OH	0	0	2	2	
	-	5	Rymon-Lipinski Alexander	MB	0	0	3	3	
	-	6	Hamilton Kyle	OP	0	0	2	2	
	-	7	Barnett Benjamin	MB	0	0	3	3	
	-	11	Saraiva Robert	MB	0	0	0	0	
Total Team					14	1	72	87	3.50


 Reception Limit: 20.00%	Rk	No	Name	Pos.	Excellents	Faults	Serve Receptions	Total Attempts	Eff. %
	1	4	Siese Tyler	OH	9	3	10	22	27.27
	2	7	Barnett Benjamin	MB	6	6	18	30	
	-	1	Wilson Joshua	OH	3	1	7	11	
	-	2	Cooke Braedon	OP	0	2	2	4	
	-	3	Tucker Sean	OH	0	0	0	0	
	-	5	Rymon-Lipinski Alexander	MB	3	1	3	7	
	-	6	Hamilton Kyle	OP	0	0	0	0	
	-	11	Saraiva Robert	MB	0	0	0	0	
	-	13	Sousa Brandon	S	0	0	3	3	
Total Team					21	13	43	77	10.39


Match: 2 Date: 23/10/2024 Spectators: 50
 City: Saint John's
 Hall: YMCA Complex
 Match duration: Start: 20:39 End: 10:13 Total: 1:34


Teams	Sets	1	2	3	4	5	Total
DMA	3	19	25	25	25		94
AGU	1	25	13	11	21		70
Duration:		0:21	0:17	0:17	0:27		1:22




DMA • Dominica


 Attack Limit: 15.00%	Rk	No	Name	Pos.	Attacks	Faults	Shots	Total Attempts	Succ. %
	1	2	Florent Yahn	OP	14	5	11	30	46.67
	2	15	Frederick Bill Clarke	MB	6	4	5	15	40.00
	3	5	George Kerwin	OP	6	3	13	22	27.27
	-	4	Mingo Mervin Mervel	L	0	0	0	0	
	-	6	Robinson J'den Tyrel	S	1	0	1	2	
	-	7	John Sidney	S	0	0	0	0	
	-	8	Peltier Jimmal Kurt	MB	0	0	0	0	
	-	9	Boland Ethan	MB	8	1	4	13	
	-	10	Tulloch Larian	OH	1	1	0	2	
-	16	Vidal Sherron Peter	OH	3	0	3	6		
Total Team					39	14	37	90	43.33


 Block	Rk	No	Name	Pos.	Kill Blocks	Faults	Rebounds	Total Attempts	Avg. by set
	1	15	Frederick Bill Clarke	MB	3	3	1	7	0.75
	2	2	Florent Yahn	OP	1	1	1	3	0.25
		7	John Sidney	S	1	0	0	1	0.25
		16	Vidal Sherron Peter	OH	1	0	0	1	0.25
	-	4	Mingo Mervin Mervel	L	0	0	0	0	
	-	5	George Kerwin	OP	0	0	1	1	
	-	6	Robinson J'den Tyrel	S	0	0	1	1	
	-	8	Peltier Jimmal Kurt	MB	0	0	0	0	
	-	9	Boland Ethan	MB	0	1	0	1	
-	10	Tulloch Larian	OH	0	0	0	0		
Total Team					6	5	4	15	1.50

 Serve	Rk	No	Name	Pos.	Aces	Faults	Serve Hits	Total Attempts	Avg. by set
	1	2	Florent Yahn	OP	7	5	10	22	1.75
	2	6	Robinson J'den Tyrel	S	4	2	5	11	1.00
	3	15	Frederick Bill Clarke	MB	3	1	7	11	0.75
	4	9	Boland Ethan	MB	2	1	13	16	0.50
		16	Vidal Sherron Peter	OH	2	3	8	13	0.50
	-	4	Mingo Mervin Mervel	L	0	0	0	0	
	-	5	George Kerwin	OP	0	2	12	14	
	-	7	John Sidney	S	0	0	4	4	
	-	8	Peltier Jimmal Kurt	MB	0	0	0	0	
-	10	Tulloch Larian	OH	0	2	0	2		
Total Team					18	16	59	93	4.50

Team	Total Team				
	Total Team	31	5		36


 Dig	Rk	No	Name	Pos.	Digs	Faults	Receptions	Total Attempts	Avg. by set
	1	4	Mingo Mervin Mervel	L	14	6	2	22	3.50
	2	16	Vidal Sherron Peter	OH	9	2	2	13	2.25
	3	5	George Kerwin	OP	5	3	0	8	1.25
	4	15	Frederick Bill Clarke	MB	3	0	0	3	0.75
	5	2	Florent Yahn	OP	2	5	3	10	0.50
	6		Robinson J'den Tyrel	S	2	2	1	5	0.50
	9		Boland Ethan	MB	2	1	2	5	0.50
	10		Tulloch Larian	OH	2	1	1	4	0.50
	-	7	John Sidney	S	0	1	0	1	
-	8	Peltier Jimmal Kurt	MB	0	0	0	0		
Total Team					39	21	11	71	9.75


 Set	Rk	No	Name	Pos.	Running Sets	Faults	Still Sets	Total Attempts	Avg. by set
	1	6	Robinson J'den Tyrel	S	26	1	29	56	6.50
	2	7	John Sidney	S	7	4	9	20	1.75
	3	2	Florent Yahn	OP	1	0	1	2	0.25
	10		Tulloch Larian	OH	1	0	1	2	0.25
	15		Frederick Bill Clarke	MB	1	0	1	2	0.25
	-	4	Mingo Mervin Mervel	L	0	0	4	4	
	-	5	George Kerwin	OP	0	0	1	1	
	-	8	Peltier Jimmal Kurt	MB	0	0	0	0	
	-	9	Boland Ethan	MB	0	0	0	0	
-	16	Vidal Sherron Peter	OH	0	0	1	1		
Total Team					36	5	47	88	9.00


 Reception Limit: 20.00%	Rk	No	Name	Pos.	Excellents	Faults	Serve Receptions	Total Attempts	Eff. %
	1	5	George Kerwin	OP	13	2	8	23	47.83
	2	4	Mingo Mervin Mervel	L	7	1	7	15	40.00
	-	2	Florent Yahn	OP	0	1	0	1	
	-	6	Robinson J'den Tyrel	S	0	0	2	2	
	-	7	John Sidney	S	0	0	0	0	
	-	8	Peltier Jimmal Kurt	MB	0	0	0	0	
	-	9	Boland Ethan	MB	0	0	0	0	
	-	10	Tulloch Larian	OH	5	1	3	9	
	-	15	Frederick Bill Clarke	MB	0	0	0	0	
-	16	Vidal Sherron Peter	OH	1	0	1	2		
Total Team					26	5	21	52	40.38




AGU • Anguilla


 Attack Limit: 15.00%	Rk	No	Name	Pos.	Attacks	Faults	Shots	Total Attempts	Succ. %
	1	6	Frank ALdus	OH	7	6	7	20	35.00
	2	9	Vanterpool Calivon	OP	5	3	8	16	31.25
	3	10	Reid Shaquoy	OH	5	4	16	25	20.00
	-	1	Richardson Rashime	S	0	1	0	1	
	-	2	Sasso Je'Vaunti	MB	4	4	3	11	
	-	5	Fredericks Da'Qwan	MB	0	0	0	0	
	-	7	Richardson Amani	MB	2	1	3	6	
	-	8	Jones Rakeem	L	0	0	0	0	
	-	11	Samuel Andre	OH	0	0	0	0	
-	14	Smith Trevon	OP	0	0	0	0		
Total Team					23	19	37	79	29.11


 Block	Rk	No	Name	Pos.	Kill Blocks	Faults	Rebounds	Total Attempts	Avg. by set
	-	1	Richardson Rashime	S	0	1	0	1	
	-	2	Sasso Je'Vaunti	MB	0	1	1	2	
	-	5	Fredericks Da'Qwan	MB	0	0	0	0	
	-	6	Frank ALdus	OH	0	2	0	2	
	-	7	Richardson Amani	MB	0	1	5	6	
	-	8	Jones Rakeem	L	0	0	0	0	
	-	9	Vanterpool Calivon	OP	0	1	1	2	
	-	10	Reid Shaquoy	OH	0	0	1	1	
	-	11	Samuel Andre	OH	0	0	0	0	
-	14	Smith Trevon	OP	0	1	0	1		
Total Team					0	7	8	15	

 Serve	Rk	No	Name	Pos.	Aces	Faults	Serve Hits	Total Attempts	Avg. by set
	1	6	Frank ALdus	OH	3	1	10	14	0.75
	2	1	Richardson Rashime	S	2	0	11	13	0.50
		9	Vanterpool Calivon	OP	2	3	9	14	0.50
	4	7	Richardson Amani	MB	1	5	7	13	0.25
		10	Reid Shaquoy	OH	1	3	5	9	0.25
		14	Smith Trevon	OP	1	0	3	4	0.25
	-	2	Sasso Je'Vaunti	MB	0	3	2	5	
	-	5	Fredericks Da'Qwan	MB	0	0	0	0	
	-	8	Jones Rakeem	L	0	0	0	0	
-	11	Samuel Andre	OH	0	0	0	0		
Total Team					10	15	47	72	2.50

Team	Total Team	38	6	44
------	------------	----	---	----

 Dig	Rk	No	Name	Pos.	Digs	Faults	Receptions	Total Attempts	Avg. by set
	1	6	Frank ALdus	OH	8	1	1	10	2.00
	2	1	Richardson Rashime	S	5	5	2	12	1.25
	3	8	Jones Rakeem	L	4	9	3	16	1.00
		9	Vanterpool Calivon	OP	4	3	1	8	1.00
	5	10	Reid Shaquoy	OH	2	6	0	8	0.50
		14	Smith Trevon	OP	2	2	0	4	0.50
	7	2	Sasso Je'Vaunti	MB	1	1	2	4	0.25
		7	Richardson Amani	MB	1	1	0	2	0.25
	-	5	Fredericks Da'Qwan	MB	0	0	0	0	
-	11	Samuel Andre	OH	0	0	0	0		
Total Team					27	28	9	64	6.75

 Set	Rk	No	Name	Pos.	Running Sets	Faults	Still Sets	Total Attempts	Avg. by set
	1	1	Richardson Rashime	S	25	1	39	65	6.25
	2	9	Vanterpool Calivon	OP	1	0	7	8	0.25
	-	2	Sasso Je'Vaunti	MB	0	0	1	1	
	-	5	Fredericks Da'Qwan	MB	0	0	0	0	
	-	6	Frank ALdus	OH	0	0	2	2	
	-	7	Richardson Amani	MB	0	0	2	2	
	-	8	Jones Rakeem	L	0	0	1	1	
	-	10	Reid Shaquoy	OH	0	1	1	2	
	-	11	Samuel Andre	OH	0	0	0	0	
-	14	Smith Trevon	OP	0	0	1	1		
Total Team					26	2	54	82	6.50


 Reception Limit: 20.00%	Rk	No	Name	Pos.	Excellents	Faults	Serve Receptions	Total Attempts	Eff. %
	1	8	Jones Rakeem	L	16	8	8	32	25.00
	2	10	Reid Shaquoy	OH	13	6	12	31	22.58
	-	1	Richardson Rashime	S	0	0	0	0	
	-	2	Sasso Je'Vaunti	MB	0	0	1	1	
	-	5	Fredericks Da'Qwan	MB	0	0	0	0	
	-	6	Frank ALdus	OH	2	3	5	10	
	-	7	Richardson Amani	MB	0	0	0	0	
	-	9	Vanterpool Calivon	OP	1	0	1	2	
	-	11	Samuel Andre	OH	0	0	0	0	
-	14	Smith Trevon	OP	0	0	0	0		
Total Team					32	17	27	76	19.74

Match: 3 **Date:** 23/10/2024 **Spectators:** 100
City: Saint John's
Hall: YMCA Complex
Match duration: **Start:** 23:02 **End:** 00:09 **Total:** 1:07

Teams	Sets	1	2	3	4	5	Total
ANT	3	25	25	25			75
EUX	0	13	11	19			43
Duration:		0:20	0:17	0:22			0:59




ANT • Antigua and Barbuda



Attack


Limit: 15.00%

Rk	No	Name	Pos.	Attacks	Faults	Shots	Total Attempts	Succ. %
1	6	Constant Adrian	OP	14	1	4	19	73.68
2	3	Bonnie Dwight	MB	5	2	4	11	45.45
-	1	Freeland George	OP	0	0	1	1	
-	2	Hamilton Michael	L	0	0	0	0	
-	4	Thomas Collin	S	2	2	1	5	
-	5	Auguste Yashid	L	0	0	0	0	
-	7	Cabrall Kylon	OH	3	1	1	5	
-	8	Daley Barrymore	S	0	0	0	0	
-	9	James Jamarie	OH	5	1	3	9	
-	10	Mathurin Erwin	OH	5	1	3	9	
-	11	Richards Ronel	MB	1	0	1	2	
-	12	Joseph Kemarni	MB	0	0	1	1	
-	13	Rouse Dave	S	0	0	0	0	
-	99	Davis Cairon	MB	0	0	0	0	
Total Team				35	8	19	62	56.45



Block


Rk	No	Name	Pos.	Kill Blocks	Faults	Rebounds	Total Attempts	Avg. by set
1	3	Bonnie Dwight	MB	1	5	4	10	0.33
	9	James Jamarie	OH	1	0	0	1	0.33
-	1	Freeland George	OP	0	0	0	0	
-	2	Hamilton Michael	L	0	0	0	0	
-	4	Thomas Collin	S	0	1	0	1	
-	5	Auguste Yashid	L	0	0	0	0	
-	6	Constant Adrian	OP	0	1	0	1	
-	7	Cabrall Kylon	OH	0	0	1	1	
-	8	Daley Barrymore	S	0	0	0	0	
-	10	Mathurin Erwin	OH	0	1	0	1	
-	11	Richards Ronel	MB	0	2	0	2	
-	12	Joseph Kemarni	MB	0	1	1	2	
-	13	Rouse Dave	S	0	0	0	0	
-	99	Davis Cairon	MB	0	0	0	0	
Total Team				2	11	6	19	0.67





Serve

Rk	No	Name	Pos.	Aces	Faults	Serve Hits	Total Attempts	Avg. by set
1	9	James Jamarie	OH	3	3	4	10	1.00
2	12	Joseph Kemarni	MB	2	0	6	8	0.67
3	1	Freeland George	OP	1	0	1	2	0.33
	4	Thomas Collin	S	1	0	19	20	0.33
	6	Constant Adrian	OP	1	2	8	11	0.33
-	2	Hamilton Michael	L	0	0	0	0	
-	3	Bonnie Dwight	MB	0	2	7	9	
-	5	Auguste Yashid	L	0	0	0	0	
-	7	Cabrall Kylon	OH	0	1	2	3	
-	8	Daley Barrymore	S	0	0	0	0	
-	10	Mathurin Erwin	OH	0	1	7	8	
-	11	Richards Ronel	MB	0	0	3	3	
-	13	Rouse Dave	S	0	0	0	0	
-	99	Davis Cairon	MB	0	0	0	0	
Total Team				8	9	57	74	2.67


Team	Total Team	30	3		33	
-------------	------------	----	---	--	----	--


 Dig	Rk	No	Name	Pos.	Digs	Faults	Receptions	Total Attempts	Avg. by set
	1	3	Bonnie Dwight	MB	5	2	0	7	1.67
		9	James Jamarie	OH	5	0	1	6	1.67
	3	4	Thomas Collin	S	4	1	1	6	1.33
		5	Auguste Yashid	L	4	0	1	5	1.33
	5	10	Mathurin Erwin	OH	3	1	1	5	1.00
	6	6	Constant Adrian	OP	2	1	1	4	0.67
	7	7	Cabrall Kylon	OH	1	0	1	2	0.33
		11	Richards Ronel	MB	1	0	0	1	0.33
	-	1	Freeland George	OP	0	0	0	0	
-	2	Hamilton Michael	L	0	0	0	0		
-	8	Daley Barrymore	S	0	0	0	0		
-	12	Joseph Kemarni	MB	0	0	0	0		
-	13	Rouse Dave	S	0	0	0	0		
-	99	Davis Cairon	MB	0	0	0	0		
Total Team					25	5	6	36	8.33


 Set	Rk	No	Name	Pos.	Running Sets	Faults	Still Sets	Total Attempts	Avg. by set
	1	4	Thomas Collin	S	6	5	33	44	2.00
	2	3	Bonnie Dwight	MB	1	0	2	3	0.33
	-	1	Freeland George	OP	0	0	0	0	
	-	2	Hamilton Michael	L	0	0	0	0	
	-	5	Auguste Yashid	L	0	1	8	9	
	-	6	Constant Adrian	OP	0	0	3	3	
	-	7	Cabrall Kylon	OH	0	0	0	0	
	-	8	Daley Barrymore	S	0	0	0	0	
	-	9	James Jamarie	OH	0	0	0	0	
-	10	Mathurin Erwin	OH	0	0	1	1		
-	11	Richards Ronel	MB	0	0	0	0		
-	12	Joseph Kemarni	MB	0	0	0	0		
-	13	Rouse Dave	S	0	0	0	0		
-	99	Davis Cairon	MB	0	0	0	0		
Total Team					7	6	47	60	2.33

 Reception Limit: 20.00%	Rk	No	Name	Pos.	Excellents	Faults	Serve Receptions	Total Attempts	Eff. %
	1	5	Auguste Yashid	L	7	0	8	15	46.67
	-	1	Freeland George	OP	0	0	0	0	
	-	2	Hamilton Michael	L	0	0	0	0	
	-	3	Bonnie Dwight	MB	3	0	1	4	
	-	4	Thomas Collin	S	1	0	0	1	
	-	6	Constant Adrian	OP	2	0	1	3	
	-	7	Cabrall Kylon	OH	0	0	5	5	
	-	8	Daley Barrymore	S	0	0	0	0	
	-	9	James Jamarie	OH	1	1	1	3	
-	10	Mathurin Erwin	OH	2	0	4	6		
-	11	Richards Ronel	MB	0	0	0	0		
-	12	Joseph Kemarni	MB	1	0	0	1		
-	13	Rouse Dave	S	0	0	0	0		
-	99	Davis Cairon	MB	0	0	0	0		
Total Team					17	1	20	38	42.11





 Attack Limit: 15.00%	Rk	No	Name	Pos.	Attacks	Faults	Shots	Total Attempts	Succ. %
	1	1	Patrick Jantzen	OH	3	3	5	11	27.27
	2	3	Spanner Emilio	OH	6	9	9	24	25.00
	-	2	Rivers Shastri	OP	3	0	5	8	
	-	4	Osandney Beete	OH	0	0	0	0	
	-	5	Prudencia Percy	S	2	2	3	7	
	-	6	Welcome Wendell	OH	0	0	0	0	
	-	7	Connell Gabriel	MB	3	1	4	8	
	-	8	Alvin Robins	MB	0	2	3	5	
	-	9	Leito Timothy	OP	1	0	3	4	
Total Team					18	17	32	67	26.87


 Block	Rk	No	Name	Pos.	Kill Blocks	Faults	Rebounds	Total Attempts	Avg. by set
	1	7	Connell Gabriel	MB	1	5	1	7	0.33
	-	1	Patrick Jantzen	OH	0	0	0	0	
	-	2	Rivers Shastri	OP	0	4	1	5	
	-	3	Spanner Emilio	OH	0	1	0	1	
	-	4	Osandney Beete	OH	0	0	0	0	
	-	5	Prudencia Percy	S	0	0	1	1	
	-	6	Welcome Wendell	OH	0	0	0	0	
	-	8	Alvin Robins	MB	0	2	2	4	
	-	9	Leito Timothy	OP	0	0	0	0	
Total Team					1	12	5	18	0.33

 Serve	Rk	No	Name	Pos.	Aces	Faults	Serve Hits	Total Attempts	Avg. by set
	1	1	Patrick Jantzen	OH	1	0	7	8	0.33
	-	2	Rivers Shastri	OP	0	2	5	7	
	-	3	Spanner Emilio	OH	0	2	5	7	
	-	4	Osandney Beete	OH	0	0	0	0	
	-	5	Prudencia Percy	S	0	1	4	5	
	-	6	Welcome Wendell	OH	0	0	0	0	
	-	7	Connell Gabriel	MB	0	0	6	6	
	-	8	Alvin Robins	MB	0	1	9	10	
	-	9	Leito Timothy	OP	0	0	1	1	
Total Team					1	6	37	44	0.33

Team	Total Team	23	12		35
------	------------	----	----	--	----

 Dig	Rk	No	Name	Pos.	Digs	Faults	Receptions	Total Attempts	Avg. by set
	1	3	Spanner Emilio	OH	4	1	3	8	1.33
	2	2	Rivers Shastri	OP	2	1	0	3	0.67
		5	Prudencia Percy	S	2	2	0	4	0.67
		8	Alvin Robins	MB	2	1	2	5	0.67
	5	7	Connell Gabriel	MB	1	3	0	4	0.33
		9	Leito Timothy	OP	1	0	1	2	0.33
	-	1	Patrick Jantzen	OH	0	4	2	6	
	-	4	Osandney Beete	OH	0	0	0	0	
	-	6	Welcome Wendell	OH	0	1	0	1	
Total Team					12	13	8	33	4.00

 Set	Rk	No	Name	Pos.	Running Sets	Faults	Still Sets	Total Attempts	Avg. by set	
	-	1	Patrick Jantzen	OH	0	0	0	0	0	
	-	2	Rivers Shastri	OP	0	0	0	0	0	
	-	3	Spanner Emilio	OH	0	0	0	0	0	
	-	4	Osandney Beete	OH	0	0	0	0	0	
	-	5	Prudencia Percy	S	0	8	49	57		
	-	6	Welcome Wendell	OH	0	0	0	0	0	
	-	7	Connell Gabriel	MB	0	0	3	3		
	-	8	Alvin Robins	MB	0	0	3	3		
	-	9	Leito Timothy	OP	0	1	0	1		
Total Team					0	9	55	64		

 Reception Limit: 20.00%	Rk	No	Name	Pos.	Excellents	Faults	Serve Receptions	Total Attempts	Eff. %
	1	3	Spanner Emilio	OH	10	1	7	18	50.00
	2	1	Patrick Jantzen	OH	7	2	12	21	23.81
	-	2	Rivers Shastri	OP	2	0	8	10	
	-	4	Osandney Beete	OH	0	0	0	0	
	-	5	Prudencia Percy	S	0	0	1	1	
	-	6	Welcome Wendell	OH	0	2	0	2	
	-	7	Connell Gabriel	MB	1	0	0	1	
	-	8	Alvin Robins	MB	0	0	2	2	
	-	9	Leito Timothy	OP	2	0	5	7	
Total Team					22	5	35	62	27.42



 ST. JOHNS, ANTIGUA & BARBUDA

Grenada and Antigua and Barbuda start Pool A with wins

ST JOHN'S, Antigua and Barbuda, October 23, 2024: Grenada and Antigua and Barbuda ticked the boxes sufficiently, thus earned wins in Pool A of the 2024 Eastern Caribbean Volleyball Association (ECVA) Senior Men's Championships here at the YMCA Sports Complex.

Grenada had a 3-1 (19-25, 25-22, 25-20, 26-24) win over a short hand Bermuda, while Antigua and Barbuda strode to a 3-0 (25-13, 25-11, 25-21) trouncing over St Eustacius.

Before taking charge of the match, Grenada took time to get their passes together, but found their mojo as the match wore on.

Meanwhile, Antigua and Barbuda had it all their way as St Eustacius offered little answer to their relentless spiking from different zones on the court.

Assessing their teams' first outing in the championships, here are the comments from the Head Coaches and Captain.

Grenada's Captain- Darron Oxford: "It was a good performance altogether, but there are couple key aspects of the game that we need to focus on moving on in the tournament, which are our first pass and blocking at the net".

Oxford revealed that with the new coach, who has implemented a new system, where they have a large squad to cater for the compact nature of the championships.

Bermuda's Head Coach – Michael Smith: "We tried to play as technical a game as possible... We are really working on the fundamentals... We have a really young team and these guys played really well... We are going to try to play technically sound throughout the tournament and hopefully come up with some wins".

Antigua and Barbuda's Head Coach- Karl Williams: "We have been practicing for a while, running certain plays and executing them and I happy to see those plans were executed tonight".

Williams advanced that despite the 3-0 win, they are going to look critically at the match and do further evaluation for their next match.

St Eustacius' Head Coach- Patricio Bridgewater: "I tip my hat to them (Antigua and Barbuda) ... They took over the whole thing, they played a beautiful game... I think (though) that the team (St Eustacius) can do better than this".

Bridgewater cited fatigue and the presence of one setter at his disposal, proved a deficiency.

The next Pool A match features Grenada versus the British Virgin Islands.
